



**COMMONWEALTH OF PENNSYLVANIA
Department of Environmental Protection**

Guidelines for the Development and Implementation of Environmental Emergency Response Plans

**PA Department of Environmental Protection
PO Box 2063
Harrisburg, PA 17105-2063**

This manual and related environmental information are available electronically via Internet. For more information, visit us through the PA PowerPort at <http://www.state.pa.us> or visit DEP directly at <http://www.dep.state.pa.us> (directLINK "draft_Technical_Guidance.htm").



www.GreenWorks.tv - A web space dedicated to helping you learn how to protect and improve the environment. The site features the largest collection of environmental videos available on the Internet and is produced by the nonprofit Environmental Fund for Pennsylvania, with financial support from the Pennsylvania Department of Environmental Protection, 877-PA-GREEN.

**DEPARTMENT OF ENVIRONMENTAL PROTECTION
COMMONWEALTH OF PENNSYLVANIA**

Document ID: 400-2200-001

Title: Guidelines for the Development and Implementation of Environmental Emergency Response Plans

Effective Date: April 2001

Authority The Federal Clean Water Act, the Pennsylvania Clean Streams Law (35 P.S. §§691.1-691.1001), the Pennsylvania Solid Waste Management Act, the Pennsylvania Storage Tank Act, the Oil Pollution Act and regulations promulgated their under.

Policy: To plan and provide effective and efficient response to emergencies and accidents for any situation dealing with the public health, safety and the environment.

Purpose: To improve and preserve the purity of the Waters of the Commonwealth by prompt adequate response to all emergencies and accidental spills of polluting substances for the protection of public health, animal and aquatic life and for recreation.

Background: This document is being revised to reflect changes in the Addendum, Section 2, Item I, Certification Requirements for Non-Storm Water Discharges. References to regulations have been updated in Table 1 and Procedures, Item A. some addresses and telephone contact numbers have changed.

Applicability: This document provides a one stop requirement to comply with the state and federal laws and regulations dealing with emergency planning and response and pollution prevention and contingency planning requirements (plans such as PIP, SPCC, SWPPP, etc) for all activities to be carried out in the Commonwealth.

Disclaimer: The policies and procedures outlined in this guidance are intended to supplement existing requirements. Nothing in the policies or procedures shall affect regulatory requirements.

The policies and procedures herein are not an adjudication or a regulation. There is no intent on the part of DEP to give the rules in these policies that weight or deference. This document establishes the framework within which DEP will exercise its administrative discretion in the future. DEP reserves the discretion to deviate from this policy statement if circumstances warrant.

Page Length: 39 Pages

Location: Vol. 33, Tab 56

**COMMONWEALTH OF PENNSYLVANIA
DEPARTMENT OF ENVIRONMENTAL PROTECTION**

**Guidelines for the Development and Implementation of Environmental Emergency
Response Plans**

This document (400-2200-001) provides a one stop requirement to comply with the state and federal laws and regulations dealing with emergency planning and response and pollution prevention and contingency planning requirements (i.e., PIP, SPCC, SWPPP, etc) for all activities to be carried out in the Commonwealth.

The use of the document and compliance with it are required as part of applying for any permit or requesting approval of any action that has a potential to cause pollution of the Commonwealth's air, water and land resources. The manual is also available to download from the DEP web site at: www.dep.state.pa.us.

The document may be revised from time to time or as the need arises due to changes in state/federal laws and regulations. If you have suggestions for improvement to this document or desire that future revisions be sent to you, please provide the following information to the department.

Date this request made: _____

Name _____

Street or Route _____

City _____

State _____ Zip Code _____

Telephone _____ E-mail _____

This manual could be improved by _____

- Yes, send me future revisions to the manual
- Yes, please notify me of any revisions for downloading from DEP web site.

Send to: Director, Environmental Emergency Response
Pennsylvania Department of Environmental Protection
Field Operations Deputate, RCSOB 16th Floor
P.O. Box 2063
Harrisburg, PA 17105-2063

Guidelines for the Development and Implementation of Environmental Emergency Response Plans

TABLE OF CONTENTS

	Page
Introduction	1
TABLE 1 State and Federal Pollution Incident Prevention and Emergency Response Programs.....	2
TABLE 2 Comparison of State and Federal Pollution Incident Prevention and Emergency Response Programs.....	3
I. Procedures for Development and Review of Environmental Emergency Response Plans	5
A. Who Must Develop These Plans?.....	5
B. How Do Existing Environmental Emergency Response Plans Fit in With Newer Required Planning?	5
C. Development and Submission of Plans for Review and Approval.....	5
D. Distribution of the Plan	6
E. Implementation of the Plan.....	7
F. Revisions of the Plan	7
II. Plan Content and Format	7
TABLE 3 Elements and Format of a PPC & SPR.....	8
A. Description of Facility	9
1. Description of the Industrial or Commercial Activity	9
2. Description of Existing Emergency Response Plans	9
3. Material and Waste Inventory	10
4. Pollution Incident History	10
5. Implementation Schedule for Plan Elements Not Currently in Place	10
B. Description of How Plan is Implemented by Organization.....	10
1. Organizational Structure of Facility for Implementation.....	10
2. List of Emergency Coordinators	11
3. Duties and Responsibilities of the Coordinator	11
4. Chain of Command.....	12

TABLE OF CONTENTS
(continued)

	Page
C. Spill Leak Prevention and Response	12
1. Pre release Planning	12
2. Material Compatibility	12
3. Inspection and Monitoring Program.....	13
4. Preventive Maintenance	13
5. Housekeeping Program	14
6. Security	14
7. External Factor Planning.....	14
8. Employee Training Program	14
D. Countermeasures.....	14
1. Countermeasures to be Undertaken by Facility	14
2. Countermeasures to be Undertaken by Contractors.....	15
3. Internal and External Communications and Alarm Systems.....	15
4. Evacuation Plan for Installation Personnel	15
5. Emergency Equipment Available for Response.....	15
E. Emergency Spill Control Network	16
1. Arrangements with Local Emergency Response Agencies and Hospitals	16
2. Notification Lists.....	16
3. Downstream Notification Requirement for Storage Tanks.....	16
APPENDIX I Examples of an Emergency Coordinator's Duties and Responsibilities.....	17
APPENDIX II Pollution Incident Prevention Practices	19
APPENDIX III Examples of Emergency Equipment.....	23
APPENDIX IV DEP Emergency Telephone List.....	24
APPENDIX V DEP Field Operations Program Contacts	25
APPENDIX VI Downstream Notification List (Example)	28
ADDENDUM Supplemental Guidance for the Development and Implementation of Preparedness, Prevention, and Contingency (PPC) Plans under the National Pollutant Discharge Elimination System (NPDES) Stormwater Permitting Program.....	29

Guidelines for the Development and Implementation of Environmental Emergency Response Plans

INTRODUCTION

A wide variety of industrial activities, both manufacturing and commercial, exist in Pennsylvania. Many of these activities have the potential for causing environmental degradation or endangerment of public health and safety through accidental releases of toxic, hazardous, or other pollutorial materials.

In recognition of this fact, several State and Federal regulatory programs have been developed to encourage the use of preventive approaches to deal with unwarranted releases of toxic, hazardous, or other pollutants to the environment.

Table 1 lists these programs and defines the statutory and regulatory basis for each. A more detailed summary of each program is shown in Table 2 which illustrates the similarities among them. A review of the regulations and guidelines pertaining to each program more clearly illustrates these similarities. The main differences between the programs are the types of industrial activities and the nature of the polluting materials addressed.

The Department's objective is to consolidate the similarities of the State and Federal pollution incident prevention and emergency response programs into one overall program. Industrial and commercial installations which have the potential for causing accidental pollution of air, land or water, or the endangerment of public health and safety are required to develop and implement **Preparedness, Prevention and Contingency (PPC) Plans** which encompass the other Departmental program requirements.

A PPC Plan is required for any NPDES Application for Storm Water Discharge General Permits or Water Management Permits. A special addendum has been added to the document for NPDES Stormwater discharge applicants.

In the case of regulated storage tank facilities, with an aggregate aboveground storage capacity > 21,000 gallons, a **Spill Prevention Response (SPR)** plan is required. This SPR plan, in **addition to the contents** of a PPC plan, requires a specific downstream notification requirement. Those storage tank facilities that already have a PPC plan need only update the PPC plan and include the downstream notification requirement.

The Department strongly recommends that regulated facilities consolidate all required plans into one single document. For those facilities required to develop plans under SARA Title III, the Department will support deviation from the format suggested in this guidance document to ensure consistency with the SARA Title III plans provided that all required information is included in the one plan.

TABLE 1
STATE AND FEDERAL POLLUTION INCIDENT
PREVENTION AND EMERGENCY RESPONSE PROGRAMS

Plan	Implemented By	State and Federal Laws Which Apply	State and Implementing Regulations	Effective Date of Regulations
Spill Prevention Control and Countermeasure (SPCC)	U.S. EPA*	Federal Clean Water Act	40 CFR 112	1973
Preparedness, Prevention, and Contingency (PPC), or Contingency Planning	Pa. DEP as part of the Hazardous Waste Program	Pa. Solid Waste Management Act	25 Pa. Code Ch. 262a, 264a, 265a, 266a	5/01/99
	Pa. DEP as part of the Residual Waste Program	Pa. Solid Waste Management Act	25 Pa. Code Ch. 287, 288, 289, 293, 295 and 297	7/4/92
	Pa. DEP as part of the Municipal Waste Program	Pa. Solid Waste Management Act	25 Pa. Code Ch. 273, 277, 279, 281 and 283	4/9/88
	Pa. DEP as part of the Oil and Gas Program ¹	Pa. Clean Streams Law, Pa Solid Waste Management Act	25 Pa. Code Ch. 91.34, 25 Pa. Code Ch. 78	1971
	Pa. DEP as part of the Water Quality Program.	PA Clean Streams Law	25 PA Code Chapter 91.34	1971
	Pa. DEP and US EPA as part of the NPDES Program	Federal Clean Water Act.	40 CFR 125 Subpart K	5/19/80
Spill Prevention Response (SPR) Plan	Pa. DEP as part of the Storage Tank Program	Pa. Storage Tank and Spill Prevention Act	Act 32-1989	8/89
Facility Response Plan (FRP)	US EPA* US Coast Guard	Oil Pollution Act	40 CFR 112	1990

(1) Complete information on PPC Plans required under the Oil and Gas Program can be found in the *Oil & Gas Operators Manual* available from the Bureau of Oil and Gas Management.

* Additional information is available from US EPA Region III, Philadelphia, PA, (215) 814-3292.

TABLE 2
COMPARISON OF STATE AND FEDERAL POLLUTION
INCIDENT PREVENTION AND EMERGENCY RESPONSE PROGRAMS

Aspect	Preparedness, Prevention, and Contingency (PPC) (Water)	Preparedness, Prevention, and Contingency (PPC) (Waste)	Spill Prevention Response (SPR) Plan	Spill Prevention Control, and Countermeasures (SPCC)
Purpose	Prevention/Control of accidental discharge of polluting materials to surface waste or groundwater	To minimize and abate hazards to human health and the environment from fires, explosions, or release of solid wastes to air, soil, or surface water	Prevention/Control of accidental discharge of regulated substances and downstream notification requirements	Prevention of accidental discharges of oils and hazardous substances into the waters of the United States
Types of Industrial Activities Affected	All industrial activities having potential for accidental pollution	Activities which generate, store, recycle, treat, transport, or dispose of solid wastes, activities associated with drilling and operating oil and gas wells	Activities pertaining to above ground storage facilities with >21,000 gallons of regulated substances	Non-transportation related activities with potential for discharge of oil and hazardous substances
Activities Covered?	Transportation, storage, processing of raw materials, intermediates, products, fuels, wastes	Generation, storage, transport, recycle, treatment, disposal of hazardous wastes; processing and disposal of residual or municipal wastes; road spreading operations, brine disposal	Storage and handling of regulated substances	Production, storage, processing, refining, handling, transferring, distributing
What Pollution Materials are Addressed?	All polluting materials	Any hazardous, residual, municipal, or medical wastes	Hazardous Substances and Petroleum	Oil and hazardous substances defined pursuant to Sec. 311 of the Clean Water Act

**TABLE 2 (Cont.)
COMPARISON OF STATE AND FEDERAL POLLUTION
INCIDENT PREVENTION AND EMERGENCY RESPONSE PROGRAMS**

Aspect	Preparedness, Prevention, and Contingency (PPC) (Water)	Preparedness, Prevention, and Contingency (PPC) (Waste)	Spill Prevention Response (SPR) Plan	Spill Prevention Control, and Countermeasures (SPCC)
Hazards Addressed	Container leaks, ruptures, spills, floods, power failures, mechanical failure, human error, strikes, vandalism	Same plus fires and explosions	Same	Same
Plan Includes	Study of past incidents, training, preventive maintenance, housekeeping, security, backup equipment, internal, external communicator, spill containment, drainage controls, inspections	Same plus additional local notification, emergency coordination, and evacuation requirements	Same, plus downstream notification requirement	Same
Amendments to Plan Required for Significant Facility or Operational Changes?	Yes	Yes	Yes	Yes
Emergency Incident Report Required?	Yes	Yes	Yes	Yes
Annual Notification/Updated	No	No	Yes	No

I. PROCEDURES FOR DEVELOPMENT AND REVIEW OF ENVIRONMENTAL EMERGENCY RESPONSE PLANS

A. Who Must Develop These Plans?

PPC

In general, any manufacturing or commercial installation which has the potential for causing accidental pollution of air, land, or water or for causing endangerment of public health and safety through accidental release of toxic, hazardous, or other polluting materials must develop, maintain, and implement a PPC Plan.

Manufacturing or commercial waste water dischargers, which are required to obtain NPDES permits, must develop PPC plans in order to satisfy the requirements of Chapter 101 of the Department's Rules and Regulations. In addition to NPDES discharges there are a variety of other non-NPDES manufacturing or commercial installations which may be directed by the Department to develop PPC plans on a case-by-case basis.

Manufacturing or commercial installations which generate hazardous waste, or which involve treatment, recycling, storage, or disposal of hazardous waste must develop PPC plans in conformance with Chapter 262a, 264a, and 265a of the Department's regulations. Generators, of between 100 and 1,000 kilograms of hazardous waste per month, may not be required to have a PPC plan if they comply with the Preparedness and Prevention requirements in the regulations. (Note: hazardous waste transporters must also develop PPC plans under Chapter 263a. A separate PPC guidance document has been developed for transporters.)

A person who owns or operates a residual waste disposal or processing facility must develop a PPC plan under Chapters 287, 288, 289, 293, 295, and 297 of the residual waste regulations.

A person who owns or operates a municipal waste disposal or processing facility must develop a PPC plan under Chapters 273, 277, 279, 281, and 283 of the municipal waste regulations.

In regards to the Oil and Gas Program, PPC Plans are required under the Clean Streams Law for approval of road spreading operations, drilling and operating oil and gas wells, and brine disposal wells. These plans are required under 25 Pa. Code Chapters 91.34 and 78.55. In addition, PPC Plans are required for NPDES and Part II Water Quality Management Permits. The Plan requirements are contained in the Oil and Gas Operators Manual

SPR

Facility owners with aboveground storage tank aggregate capacity > 21,000 gallons of a regulated substance.

B. How Do Existing Emergency Response Plans Fit in With Newer Program Requirements?

It should be noted that oil-related Spill Prevention, Control, and Countermeasure (SPCC) plans, which are or have been developed pursuant to EPA's oil-related SPCC regulations, should also be considered as part of an installation's overall PPC plan. Some installations may elect to integrate their oil-related SPCC plan with the PPC or SPR plan elements, or may elect to keep it as a separate chapter, or appendix, to the PPC or SPR plan.

Likewise, the additional downstream notification requirement of an SPR plan can be added to an existing plan to satisfy the "Storage Tank and Spill Prevention Act," providing all required elements of a SPR plan are completed for the existing plan.

Other types of existing emergency response plans should be handled in a similar manner.

C. Development and Submission of Plans for Review and Approval.

The plan must be developed in accordance with good engineering practice by someone who is familiar with the day-to-day operations at the site. If an outside consultant is employed for this purpose, he must be authorized to conduct a thorough study of the material storage, handling, usage, disposal, and waste management practices conducted at the installation.

Section II outlines the general content and format of PPC and SPR plans.

In general, plans should be submitted for review and approval by the Department in conjunction with applications for NPDES Water Quality Management, Storage Tank, Residual Waste Management, Municipal Water Management, or Hazardous Waste Management permits, as follows:

1. NPDES dischargers should submit (2) copies of the PPC plan for review, along with the NPDES application materials. All Stormwater General Permit applicants must complete and implement the Plans before or at the same time as application submission.

Facilities which are not required to obtain NPDES permits, but which must obtain Water Quality Protection Part II permits, should submit (2) copies of the PPC plan for review, along with the Part II permit application.

2. Residual waste disposal/processing/transfer/composting facilities are required to develop and submit a PPC Plan as part of the residual waste permit application. Facilities permitted under permit-by-rule are required to develop PPC Plans and maintain them on site.
3. Municipal waste disposal/processing, transfer/composting facilities are required to develop and submit a PPC plan as part of the municipal waste permit application. Facilities permitted under permit-by-rule are required to develop PPC plans and maintain them on site.

Other facilities which are not normally required to obtain NPDES or WQM Part II permits may also be required to develop and submit a PPC Plan, should conditions warrant, pursuant to Chapter 92 of the Department's regulations.

4. Hazardous waste generators are required to develop PPC plans* and to maintain them on site. They are required to submit PPC plans to the Department for review upon request by the Department.
5. Hazardous waste treatment, recycling, storage, or disposal facilities should submit one copy of the PPC plan* for each copy of the Hazardous Waste Part B permit application being submitted. In these situations the PPC plan is considered as part of the overall Hazardous Waste Part B permit application. Final PPC plan approval will accompany the issuance of a Hazardous Waste Management permit.
6. Aboveground storage tank facilities (with aggregate capacity >21,000 gallons) are required to submit one copy of the SPR plan to the appropriate regional DEP office for review. This plan must be developed in consultation with county and municipal emergency management agencies. Facilities that already have a PPC plan can update the PPC plan with the downstream notification requirement to satisfy this obligation.
7. Oil and gas well operators must prepare and implement a plan describing the measures to prevent pollution of the surface water and groundwater and for the control and disposal of pollutional substances and waste. A copy of the plan must be provided to the Department upon request.

*Note: PPC plans developed by hazardous waste generators and/or treatment, recycling, storage or disposal facilities, which would not otherwise be required to obtain NPDES or Water Quality Protection Part II permits, generally need only to address the PPC planning requirements as they pertain to their hazardous waste activity (unless otherwise directed by the Department).

D. Distribution of the Plan

A copy of the plan and any subsequent revisions must be maintained on-site. All members of the installation's organization for developing, implementing, and maintaining the plan and all emergency coordinators must review the plan and be thoroughly familiar with provisions.

In addition to the site copy and the copy submitted to the Department, additional copies should be made available to the following agencies, to the extent which they may become involved in an actual emergency (see Description of PPC Plan Elements, Part E.1.):

1. County and local Emergency Management Agencies. (This is a legal requirement for storage tank facilities with >21,000 gallons of above ground storage.)
2. Local Fire Service Agencies and/or Hazmat Team
3. Local Emergency Medical Service Agencies
4. Local Police

Submission of copies to all of these entities is a legal requirement for hazardous waste facilities.

E. Implementation of the Plan

The provisions of the plan must be carried out whenever emergency situations arise which endanger public health and safety, or the environment.

F. Revisions of the Plan

The PPC Plan must be periodically reviewed and updated, if necessary. As a minimum, this must occur when:

1. Applicable Department regulations are revised;
2. The plan fails in an emergency;
3. The installation changes in its design, construction, operation, maintenance, or other circumstances, in a manner that materially increases the potential for fires, explosions or releases of toxic or hazardous constituents; or which changes the response necessary in an emergency;
4. The list of emergency coordinators changes;
5. The list of emergency equipment changes; or
6. As otherwise required by the Department.

In addition to the above, the SPR or PPC plans must also be revised upon the removal or addition of a storage tank(s).

II. PLAN CONTENT AND FORMAT

General Instructions

- A. Table 3 outlines the basic elements of a PPC and SPR Plan. Each of these elements is further described in this guidance document. Certain plan elements may not be entirely applicable or appropriate for a specific manufacturing or commercial installation. In these cases the person preparing the plan should act accordingly and should provide a brief explanation as to why the plan element(s) in question is not applicable or appropriate.
- B. The most important thing to remember in developing your plan is that the actual effectiveness of the plan will depend upon its simplicity and readability.

Plans which are composed of several volumes of overly detailed narrative discussions and specifications tend to discourage the reader or user. Diagrams, charts, tables, maps, and plans must be easily readable and understandable, particularly in times of an actual emergency.

The plan should additionally be indexed or tabbed in such a way that the key portions which pertain to emergency response can be quickly referred to.

TABLE 3
ELEMENTS AND FORMAT OF A PPC AND SPR PLAN

A. Description of Facility

1. Description of the Industrial or Commercial Activity
2. Description of Existing Emergency Response Plans
3. Material and Waste Inventory
4. Pollution Incident History
5. Implementation Schedule for Plan Elements Not Currently in Place

B. Description of How Plan is Implemented by Organization

1. Organizational Structure of Facility for Implementation
2. List of Emergency Coordinators
3. Duties and Responsibilities of the Coordinator
4. Chain of Command

C. Spill Leak Prevention and Response

1. Pre release Planning
2. Material Compatibility
3. Inspection and Monitoring Program
4. Preventive Maintenance
5. Housekeeping Program
6. Security
7. External Factor Planning
8. Employee Training Program

D. Countermeasures

1. Countermeasures to be Undertaken by Facility
2. Countermeasures to be Undertaken by Contractors
3. Internal and External Communications and Alarm Systems
4. Evacuation Plan for Installation Personnel
5. Emergency Equipment Available for Response

E. Emergency Spill Control Network

1. Arrangements with Local Emergency Response Agencies
2. Notification Lists
3. Downstream Notification Requirement for Storage Tanks

DESCRIPTION OF PLAN ELEMENTS

A. Description of Facility

1. Description of the Industrial or Commercial Activity

- Briefly describe the nature of the industrial or commercial activity which occurs at the site. Include a general discussion of products manufactured, manufacturing processes used, wastes generated, etc.
- On a copy of a 7½ minute USGS map show the following:
 - Facility location
 - Facility name
 - Facility ID #
 - Name of 7½ minute USGS quadrangle
 - County
 - Location of facility site and site boundaries
 - Location of each storage tank
 - Location of surface drainage courses leading away from the site, and major surface streams and tributaries near the site
 - Location of any known public and private surface water intakes downstream from the site.
- Include a drawing which shows the following:
 - General layout of the site
 - Property boundaries
 - Areas occupied by manufacturing or commercial activities
 - Raw materials and product storage
 - Loading and unloading operations
 - High risk areas where spills and leaks most likely would occur
 - Waste handling, storage, and treatment facilities
 - Drains, pipes, and channels which lead away from potential leak or spill areas
 - Outfall pipes which discharge to surface streams or drainage channels
 - Secure and open-access areas
 - Entrance and exit routes to the site

2. Description of Existing Emergency Response Plans

- Briefly describe any existing plan, which has been previously developed by the installation, for the purpose of pollution incident prevention or emergency response preparedness. If the plan has previously been approved by the Department, this should also be noted, along with the date of approval.
- Provide a brief discussion as to how the existing plan relates to the overall PPC or SPR Plan being developed. The degree to which the existing plan encompasses some, or all, of the PPC/SPR Plan elements should also be noted. When the PPC has been developed and an SPR plan is needed, the downstream notification requirement information can be added as an addendum.

Similar plans which have been prepared for agencies other than DEP should also be described and cross-referenced to the maximum extent possible to the PPC Plan elements so as to minimize

rewriting. For example, an oil related Spill Prevention Control and Countermeasure (SPCC) Plan which has been developed to comply with EPA's regulations 40 CFR 112, may be treated as an appendix, or as a separate chapter, to the overall PPC/SPR Plan for an installation.

3. Material and Waste Inventory

- Identify and list by common chemical name and trade name, the locations, sources and quantities of raw chemical materials, commercial chemical products, manufacturing chemical intermediates, and process wastes managed at the installation which have the potential for causing environmental degradation or endangerment of public health and safety through accidental releases. Requests for confidentiality of this information will be handled in accordance with Department regulations.

Detailed descriptions must be available for materials that have a high potential for spills, discharges, explosions, or fires (such as those stored in bulk storage). Materials that have a low potential for spills, discharges, explosions, or fires (such as those used and stored in small quantities in a laboratory) should be minimally detailed.

This information should be used to evaluate the prevention, containment, mitigation, cleanup, and disposal measures which would be used in the event of a spill, discharge, explosion, or fire. As new materials are added to the list, their pollution potential should be evaluated.

- Attach to this plan the Material Safety Data Sheet (MSDS) for each material in storage (the MSDS must be completed to the extent it meets the requirements of 29 CFR 1910.1200(9) Hazardous Communications Standard Requirements).

4. Pollution Incident History

- List the previous pollution incidents, the date, the material or waste spilled, approximate amount spilled, environmental damage, and action taken to prevent a recurrence.

An important criteria in determining the effectiveness of the plan and its implementation is the history of incidents at the installation. A history of no incidents suggest that the practices and procedures at the site are effective. For a site with a history of incidents, it is important to investigate the reasons for the spills and the response of the company in minimizing the potential for their recurrence.

5. Implementation Schedule for Plan Elements Not Currently in Place

- Provide a list of any missing or incomplete aspects of the plan and a time schedule when they will be implemented.

An implementation schedule, or any elements of the plan not currently in place, must be developed. Each missing or incomplete aspect of the plan should be addressed and discussed within the applicable elements of the plan. Missing or incomplete aspects must be implemented as soon as possible and in conformance with all Department regulations and requirements.

B. Description of How Plan is Implemented by Organization

1. Organizational Structure of Facility for Implementation

- Describe the organizational structure for implementation of the plan.
- Describe the duties and responsibilities of the individuals within the organization that will implement the plan.

Each installation must develop a permanent organizational structure for developing, implementing, and maintaining the plan. The exact nature and make-up of this structure will vary considerably, depending upon the size and complexity of the installation.

For example, a large manufacturing company may either establish a formal preparedness-response committee, or it may assign this responsibility to an existing organization within the company, such as a safety committee or a preventive maintenance group. A small manufacturing or commercial facility may only have one or two individuals responsible for developing and implementing the plan. However, the preparedness-response organization, regardless of its size, must be given both the responsibility and authority by management for developing, implementing, and maintaining the plan.

The main duties and responsibilities of the preparedness-response organizational structure should include identification of materials and wastes handled (materials inventory), identification of potential spill sources (risk assessment), establishment of spill-reporting procedures, visual inspection programs review of past incidents and spills, and countermeasures utilized. In addition, the preparedness-response organizational structure should be responsible for coordination needed to implement the goals of the plan, coordination of the activities for spill cleanup, notification of authorities and establishment of training and educational programs for installation personnel.

The preparedness response organizational structure should have the overall responsibility for periodically reviewing and evaluating the plan and instituting appropriate changes at regular intervals. The organizational structure should also be responsible for the review of new construction and process changes at an installation relative to the plan. The organizational structure should also evaluate the effectiveness of the overall plan and make recommendations to management on related matters.

2. List of Emergency Coordinators

- Provide an up-to-date list of names, addresses, and phone numbers (office and home) of all persons qualified to act as emergency coordinator. Where more than one is listed, one must be named as the primary coordinator, and others shall be listed in the order in which they will assume responsibility as alternates.

At all times there must be at least one employee either on the installation's premises or on-call with the responsibility for coordinating all emergency response measures. The emergency coordinator must be thoroughly familiar with all aspects of the plan, all operations and activities, the location and characteristics of all materials handled, the location of all records, and the lay out of the installation. In addition, this individual should have the authority to commit the resources necessary to carry out the plan.

3. Duties and Responsibilities of the Coordinator

- Describe the duties and responsibilities of the emergency coordinator specific to your installation or activity in the event of an imminent or actual emergency.

During an emergency, the emergency coordinator should activate alarm systems, notify emergency response agencies, identify the problem, assess the health or environmental hazards, and take all reasonable measures to stabilize the situation. The emergency coordinator should also be responsible for follow-up activities after the incident such as treating, storing, or disposing of residues and contaminated soil, decontamination and maintenance of emergency equipment, and submission of any reports. Appendix I describes some example duties and responsibilities of the emergency coordinator.

4. Chain of Command

- Provide an internal list, by position, of key employees that must be contacted in the event of an emergency or spill.

List the positions, office telephone extensions, and home phone numbers (if applicable) of key employees, in the order of responsibility that would be contacted in the event of an emergency or spill.

This list, along with the notification procedure, should be posted on bulletin boards or other conspicuous locations around the installation.

C. Spill Leak Prevention and Response

1. Pre-release Planning

- Describe the sources and areas where potential spills and leaks may occur, the direction of flow of spilled materials, and the pollution incident prevention practices (see Appendix II) specific to the source or area.
- Provide separate drawings, plot plans (or include in the general layout drawings), showing sources and quantities of materials and wastes. Sources and areas where potential spills may occur, and pollution incident prevention practices (see Appendix II).

The plan should include a prediction of the direction of the flow of materials spilled as a result of equipment failure, accident, or human error. Particular care and attention should be paid to evaluating the following: raw materials storage, in plant transfer, process and materials handling, intermediary and product storage (if applicable), truck and rail car loading and unloading, and waste handling and storage. Describe and identify valving for the storage tank and system to be used to partition off each storage tank in case of a release.

Liquid storage areas must have containment capacity sufficient to hold the volume of the largest single container or tank, plus a reasonable allowance for precipitation based on local weather conditions and plant operations. Containment systems must be sufficiently impervious to contain spilled material or waste until it can be removed or treated. Tank or container materials must be compatible with the material or waste stored.

Pollution incident prevention practices to eliminate contaminated runoff, leaching, or windblowing must be implemented in non liquid storage areas. Provisions must be made to contain or manage contaminated run-off or leachate from these areas.

Piping, processing, and materials handling equipment at in-plant transfer, process, and materials handling areas must be designed and operated so as to prevent spills. Containment practices should be instituted at processing and handling areas including floor drains, storm sewers, or drainage swales to prevent an accidental discharge. Protection such as covers or shields to prevent windblowing, spraying, and releases from pressure relief valves from causing a discharge should be provided as appropriate.

Truck and rail car loading and unloading areas must have sufficient containment capacity to hold the volume of the largest tank truck or rail car loaded or unloaded at the installation, plus a reasonable allowance for precipitation. Any overhead piping must have adequate clearance over roadways. Containment systems must be sufficiently impervious to contain spilled material or waste until it can be removed or treated.

2. Material Compatibility

- Summarize the engineering practices followed with regard to material compatibility such as materials of construction, corrosion, etc.

Engineering practices with regard to material compatibility normally consist of an appraisal of the compatibility of construction materials of tanks, pipelines, etc., with their contents; the reaction of materials or wastes when intentionally or inadvertently mixed or combined; and, the compatibility of a container such as a storage tank or pipeline with its environment.

Specific consideration should be given to the procedures and practices delineating the mixing of materials and prohibiting mixing of incompatible materials which may result in fire, explosion, or unusual corrosion. Thorough cleaning of storage vessels and equipment before reuse should be

standard practice to ensure that there is no residual incompatible with the next or later materials used. Coatings or cathodic protection should be considered for protecting buried pipelines or storage tanks from corrosion.

3. Inspection and Monitoring Program

- Describe the type and frequency of inspections and monitoring for leaks or other conditions that could lead to spills or emergency situations.

Typical inspections include the following: pipes, pumps, valves, and fittings for leaks; tanks for corrosion; tanks supports and foundations for deterioration; chemical material piles for windblowing; evidence of spilled materials along drainage ditches; effectiveness of housekeeping practices; damage to shipping containers; leaks, seeps, or overflows at waste treatment, storage, or disposal sites; etc. Areas that should be inspected include the following: storage, loading and unloading, transfer pipelines, waste treatment facilities, and disposal sites. The use of an inspection checklist may be useful in an inspection and monitoring program.

Routine monitoring should be performed to determine the physical conditions and liquid levels in tanks, the quality of plant site runoff in diked areas, etc., either by manual testing or in-situ instrumentation. Monitoring should be used to initiate a warning of the need for immediate corrective action to prevent a spill or other emergency condition. Monitoring systems should be used in conjunction with a communications or alarm system to immediately notify personnel of abnormal conditions.

An inventory system should also be considered for keeping track of those materials having the greatest potential for causing problems due to leaks, spills, or mishandling.

As a minimum, the frequency of inspection and monitoring must be in accordance with the applicable Department regulations and permits. Appendix II includes some additional inspection and monitoring examples.

4. Preventive Maintenance

- Describe the aspects of the preventive maintenance program for equipment and systems relating to conditions that could cause environmental degradation or endangerment of public health and safety.

Describe the procedures for the correction of those conditions by adjustment, repair, or replacement before the equipment or system fails.

A good preventive maintenance program includes the following: (1) identification of equipment and systems to which the program should apply; (2) periodic inspections of identified equipment and systems; (3) periodic testing of equipment and systems, (such as routine calibration of environmental monitoring equipment); (4) appropriate adjustment, repair, or replacement of parts; and (5) complete recordkeeping of the preventive maintenance activities, inspection and test results, calibration dates, repairs, replacement, and adjustments to the applicable equipment and systems.

5. Housekeeping Program

- Identify the areas and the type of housekeeping practices that should apply to reduce the possibility of accidental spills and safety hazards to plant personnel.

Examples of good housekeeping include the following: neat and orderly storage of chemicals; prompt removal of small spillage; regular refuse pickup and disposal; maintenance of dry, clean floors by use of brooms, vacuum cleaners, or cleaning machines; and, provisions for the storage of containers or drums to keep them from protruding into open walkways, pathways, or roads.

Dry chemicals should be swept or cleaned up to prevent possible washdown to drains and drainage ditches or windblowing of the material to other areas of the plant. Small liquid accumulations on the

ground or on a floor in a building should be cleaned up to prevent discharge or transport to other areas. See Appendix I for additional examples.

6. Security

- Describe the security procedures employed at the installation to prevent accidental or intentional entry that could result in a violation of Departmental regulations, or injury to persons or livestock.

Security systems described in the plan should address, as necessary: fencing; lighting; vehicular traffic control; access control; visitors passes; locked entrances; vandalism; locks on drain valves and television monitoring. Security procedures must be in accordance with applicable Department regulations.

7. External Factor Planning

- Describe the possible effects of power outages, strikes, floods, snowstorms, etc., and the action to be taken to alleviate any resulting effects to public health and safety or the environment.

8. Employee Training Program

- Summarize the training program given to employees which will enable them to understand the processes and-materials with which they are working, the safety and health hazards, the practices for preventing, and the procedures for responding properly and rapidly to spills.

At a minimum, the training program must be designed to ensure that personnel are able to respond effectively to emergencies by familiarizing them with emergency procedures, emergency equipment systems including, where applicable: procedures for using, inspecting, repairing, and replacing emergency and monitoring equipment; key parameters for automatic cut-off systems; communications and alarm systems; response to fires and explosions; site evacuation procedures; and shut down of operations.

In addition the employee training program should address other aspects of the preparedness-response program such as preventive maintenance, inspection and monitoring, housekeeping practices, etc. The training program must be designed and conducted in accordance with applicable Department regulations. Records of the employees' attendance in the training program should be included in personnel files.

D. Countermeasures

1. Countermeasures to be Undertaken by Facility

- Provide specific countermeasures which will be undertaken by facility personnel in the event of a release. Include valve activations, equipment isolations, flow diversions, boom deployment, and any other activities which will be undertaken to halt the migration of the contaminant off site and to mitigate the consequence of the release.

2. Countermeasures to be Undertaken by Contractors

- Provide a list of emergency response contractors, phone numbers, and the services they will provide.

The services of nearby contractors should be investigated and arrangements made for the prompt performance of contractual services on short notice. Equipment suppliers should be contacted to determine the availability and means of delivery of equipment needed for removing pollution or hazards to the public health and safety. Describe arrangements with these contractors and the time frame in which they can respond with required equipment.

3. Internal and External Communications and Alarm Systems

- Describe the internal communications or alarm used to provide immediate emergency instruction (voice or signal) to installation personnel.
- Describe the external communications or alarm system used to summon emergency assistance from local police or fire departments.

Examples of communications or alarm systems are: hand held two way radios; CB radios; telephones; fire or police alarms; PA systems; beeper or voice pagers, etc.

4. Evacuation Plan for Installation Personnel

- Describe the evacuation plan for facility personnel where there is a possibility that evacuation could be necessary.

The plan must describe signals to be used to begin evacuation, primary evacuation route, and alternate evacuation routes (in cases where primary routes could be blocked by releases of hazardous materials, wastes, gases, or fires). Periodic drills should be conducted to evaluate the effectiveness of the plan.

5. Emergency Equipment Available for Response

- Provide an up-to-date list of available emergency equipment. The list must include the location, a physical description, and a brief description of the intended use and capabilities of each item on the list.
- Describe the procedures for maintenance and decontamination of emergency equipment.

All installations should have equipment available to allow personnel to respond safely and quickly to emergency situations. Some examples of emergency equipment are portable fire extinguishers, fire control equipment (including special extinguishing equipment such as that using foam, inert gas, or dry chemicals), spill control equipment, decontamination equipment, self contained breathing apparatus, gas masks, and emergency tool and patching kits. See Appendix III for more examples.

All equipment must be tested and maintained as necessary to assure its proper operation in time of emergency. After an emergency, all equipment must be decontaminated, cleaned, and fit for its intended use before normal operations resume.

E. Emergency Spill Control Network

1. Arrangements with Local Emergency Response Agencies and Hospitals

- Provide a list of local emergency response agencies and hospitals. Include the phone numbers and describe arrangements concerning the emergency services they will provide.

Arrangements must be made, as appropriate, to inform local emergency response agencies, and hospitals concerning the type of materials or wastes handled at the installation and the potential need for services. Arrangements should be made which will designate who will be the primary emergency response agency and who will provide support services during emergencies.

Efforts should be made to familiarize police, fire departments, emergency response teams, and the County Emergency Management Coordinator with the layout of the installation, the properties and dangers associated with the hazardous materials handled, places where personnel would normally be working, entrances to roads inside the facility, and the possible evacuation routes. At a minimum, this requirement must be in accordance with applicable Department regulations.

2. Notification Lists

- Provide a list of agencies and phone numbers that must be contacted in the event of an emergency or spill.

A list must be developed for notifying State, local, and Federal regulatory agencies of all spills. Such a list should include, as applicable: PA DEP (see Appendix IV); PA Emergency Management Agency; County Health Department; County EMA; PA Fish Commission; the National Response Center (U.S. EPA and U.S. Coast Guard); local police and fire departments; the local sewage treatment plant (for discharges to sewer system); and downstream public water supplies, industrial water users, and recreation areas.

3. Downstream Notification Requirement for Storage Tanks

- This is an additional requirement of storage tank facilities with aggregate aboveground storage >21,000 gallons of regulated substances. It can be added to an updated PPC plan so as to meet the SPR plan requirement.

The requirement includes a 20-mile downstream Notification List, an annual notification requirement, and an annual Notification List update. Lists of downstream users may be developed from information provided by your county Emergency Management Agency.

Downstream Notification List shall include all municipalities and surface water users within 20 downstream miles of the tank facility. Surface water users include drinking water companies, and industries that utilize surface water intakes; and municipalities include each county, township, city and borough located within this downstream corridor. This list is to be developed via assistance from the local emergency management agency. (Refer to Appendix V for an example.)

Annual Written Notification must be given to downstream water users and municipalities on the Notification List. This written notification at a minimum must include a detailed inventory of the type and quantity of material in storage at the facility.

Annual Update must be developed each year in cooperation with the local Emergency Management Agency. This Notification List update will show any changes in contacts, users, telephone #'s needed for emergency downstream notification and the annual written notification. Also, any changes in the emergency response organization (such as telephone numbers) should be updated.

APPENDIX I

EXAMPLES OF AN EMERGENCY COORDINATOR'S DUTIES AND RESPONSIBILITIES

Whenever there is an imminent or actual emergency situation, the emergency coordinator must immediately:

1. Activate facility alarms or communications systems, where applicable, to notify facility personnel; and
2. Notify local emergency response agencies including the Department.

Whenever there is an emission or discharge, fire, or explosion, the emergency coordinator must immediately identify the character, exact source, amount, and areal extent of emitted or discharged materials. He may do this by observation or review of records and, if necessary, by chemical analysis.

Concurrently, the emergency coordinator must assess possible hazards to human health or the environment that may result from the emission or discharge, fire, or explosion. This assessment must consider both direct and indirect effects of the emission, discharge, fire, or explosion.

If the emergency coordinator determines that the installation has had an emission, discharge, fire, or explosion which would threaten human health or the environment, he must immediately notify the applicable local authorities including the county emergency management agency and indicate if evacuation of local areas may be advisable; and immediately notify the Department in accordance with Appendix IV; the National Response Center; and the Pennsylvania Emergency Management Agency; and report the following:

- a. Name of the person reporting the incident
- b. Name and location of the installation
- c. Phone number where the person reporting the spill can be reached
- d. Date, time, and location of the incident
- e. A brief description of the incident, nature of the materials or wastes involved, extent of any injuries, and possible hazards to human health or the environment
- f. The estimated quantity of the materials or wastes spilled, and
- g. The extent of contamination of land, water, or air, if known.

When there is a release from an aboveground storage tank which threatens the water supply of downstream users, these downstream users (on the Downstream Notification List) must be notified within 2 hours of the release. Priority for notification is by closest proximity to the release site.

During an emergency, the emergency coordinator must take all reasonable measures necessary to ensure that fire, explosion, emission, or discharge do not occur, reoccur, or spread to other materials or wastes at the installation. These measures shall include where applicable, stopping manufacturing processes and operations, collecting and containing released materials or wastes, and removing or isolating containers.

If the installation stops operations in response to a fire, explosion, emission, or discharge, the emergency coordinator must ensure that adequate monitoring is conducted for leaks, pressure buildup, gas generation, or ruptures in valves, pipes, or other equipment, wherever this is appropriate.

Immediately after an emergency, the emergency coordinator, with Departmental approval, must provide for treating, storing, or disposing of residues, contaminated soil, etc., from an emission, discharge, fire, or explosion at the installation.

The emergency coordinator must insure that in the affected areas of the installation, no material or waste incompatible with the emitted or discharged residues is processed, stored, treated, or disposed of until cleanup

procedures are completed; and, all emergency equipment listed in the plan is cleaned and fit for its intended use before operations are resumed.

Within 15 days after the incident, the installation must submit a written report on the incident to the Department. The report must include the following:

- a. Name, address, and telephone number of the individual filing the report
- b. Name, address, and telephone number of the installation
- c. Date, time, and location of the incident
- d. A brief description of the circumstances causing the incident
- e. Description and estimated quantity by weight or volume of materials or wastes involved
- f. An assessment of any contamination of land, water, or air that has occurred due to the incident
- g. Estimated quantity and disposition of recovered materials or wastes that resulted from the incident, and
- h. A description of what actions the installation intends to take to prevent a similar occurrence in the future.

APPENDIX II POLLUTION INCIDENT PREVENTION PRACTICES

Pollution incident prevention practices can be divided into the following four categories: prevention, containment, mitigation and ultimate disposition. The listings below provide specific examples of each category.

1. PREVENTION

Visual Observations of:

- Storage facilities
- Transfer pipelines
- Loading and unloading areas
- Waste handling and storage areas

Detailed Inspections of:

- Pipes, pumps, valves, and fittings for leaks
- Tanks for corrosion (internal and external)
- Dry material or waste stockpiles for windblowing
- Tanks supports or foundations for deterioration
- Walls for stains
- Drainage ditches and areas around old tanks for evidence of spilled materials
- Primary or secondary containment for deterioration
- Housekeeping practices
- Shipping containers for damage
- Material or waste conveyance systems for leaks, spills, or overflows
- Integrity of stormwater collection systems
- Waste storage, treatment, or disposal sites for leaks, seeps, and overflows

Monitoring

- Liquid-level detectors
- Alarm systems
- Pressure and temperature gauges
- Analytical testing instrumentation
- Pressure drop shut-off devices
- Flow meters
- Valve positioning indicators
- Equipment operational lights
- Excess-flow valves
- Automatic runoff diversion devices
- Routine sample collection (including groundwater and monitoring wells)
- Redundant instrumentation
- Records (all monitoring results/findings)

Nondestructive Testing

- Hydrostatic pressure tests
- Acoustical emission tests
- Radiographic tests
- Magnetic particle tests
- Liquid Penetration
- Records of tank wall thicknesses and results of all testing

2. CONTAINMENT

Secondary Containment

- Dikes
- Curbs
- Depressed areas
- Storage basins
- Sumps
- Drip pans
- Liners
- Double piping
- Sewer collection systems

Flow Diversion

- Trenches
- Drains
- Graded pavement
- Grating
- Overflow structures
- Sewers
- Culverts

Vapor Control

- Water spray
- Vapor space
- Vacuum exhaust

Dust Control

- Hoods
- Cyclone collectors
- Bag-type collectors
- Filters
- Negative-pressure systems
- Water spraying

Sealing

- Foamed plastic compounds used for plugging leaks in tanks

3. MITIGATION

Physical Clean-up

- Brooms
- Shovels
- Plows

Labeling

- U.S. DOT or National Fire Protection Association's (NFPA) designation on tanks and pipelines
- Color coding of tanks and pipelines
- Warning signs

Vehicle Positioning

- Physical barriers (e.g., wheel chocks)
- Underlying drains

Designated loading and unloading areas

Covering

Tarpaulins over outdoor dry waste or material stockpiles
Buildings or roofs over outside processes or stockpiles
Vegetation, rock, or synthetic covering on surface impoundments

Pneumatic and Vacuum Conveying

Loading and unloading by air pressure or vacuum
Safety relief valves
Dust collectors
Air slide trucks and rail cars

Preventive Maintenance

Periodic inspections
Periodic testing to determine soundness of system
Identification of equipment and systems that need to be upgraded, repaired, or replaced
Appropriate adjustment, repair, or replacement of parts
Complete recordkeeping of all repairs, upgrading, replacements, and adjustments; and all testing findings/results after system modifications were made

Good Housekeeping

Neat and orderly storage of chemicals
Prompt removal of small spillage
Regular garbage pickup and disposal
Maintenance of dry, clean floors by use of brooms, vacuum cleaners, etc.
Maintenance of proper spacing for pathways and walkways between containers and drums
Stimulation of employee interest in good housekeeping

Employee Training Programs

Materials Inventory Systems
Material Safety Data Sheets

Mechanical Clean up

Vacuum systems
Pumps
Pump/bag system

Chemical Clean up

Sorbents

activated carbon
polyurethane and polyolefin spheres, beads, and foam belts
amorphous silicate glass foam
clay
sawdust

Gelling agents

polyelectrolytes
polyacrylamide
butylstyrene copolymers
polyacrylonitrile
polyethylene oxide

Foams

- rockwood alcohol
- protein
- fluoroprotein
- aqueous film-forming foam
- polar liquid foam
- surfactant-based foam

Volatilization

- distillation
- stripping
- evaporation

- Carbon absorption
- Coagulation/precipitation
- Neutralization
- Ion exchange
- Chemical oxidation
- Biological treatment

4. ULTIMATE DISPOSITION

- Thermal oxidation
- Land disposal
- Recycle
- Recover
- Reuse
- Detoxification

APPENDIX III

EXAMPLES OF EMERGENCY EQUIPMENT

Special equipment is often required and may be needed quickly in an emergency. Examples include the following:

Aerial ladder	Forklift
Absorbant materials	Fuel Supply
Accident investigation kit	Geiger counter
Air compressor	Generator trailer
Air supply, for breathing equipment	Heaters, portable
Backhoe	Helicopter
Basket stretchers	Hydraulic spreader jacks
Bulldozer	Inhalator
Bullhorn	Jack hammer
Camera/photo equipment	Jacks
Cellar pump	Ladder Truck
Chain hoist	Lighting equipment, portable
Chain saw	Medical supplies
Chemical neutralizers	Metal saw (power)
Crane	Public address system
Cutters (power)	Radio
Decontamination equipment with a clean Resuscitator water supply (70-80°F)	Resuscitator
Ejector - smoke	Sand supply
Elevated platform truck	Self-contained breathing apparatus (SCBA)
Explosimeters	Self-contained underwater breathing apparatus (SCUBA)
Fans	Submersible pump
Firefighting equipment	Tank truck
First aid supplies	Tool box
Foam concentrate supply	Welding/cutting equipment
Foam generators	Water pump

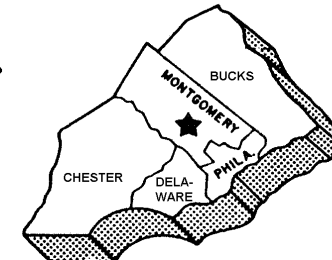
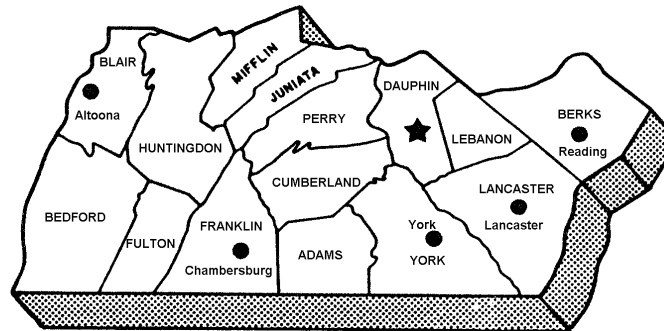
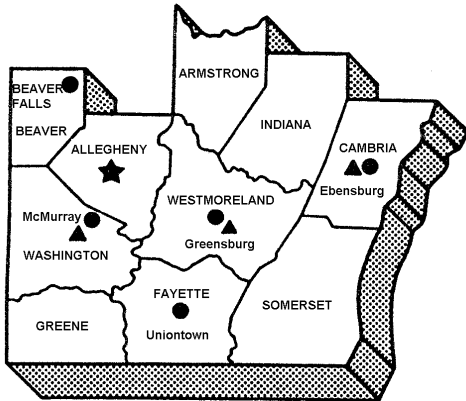
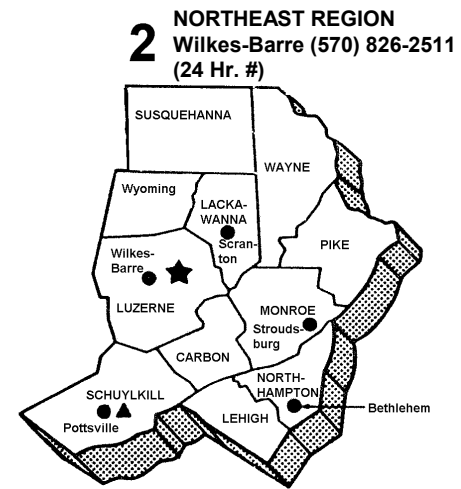
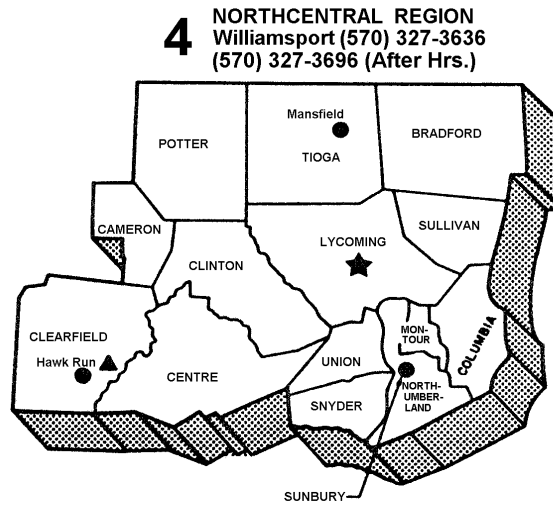
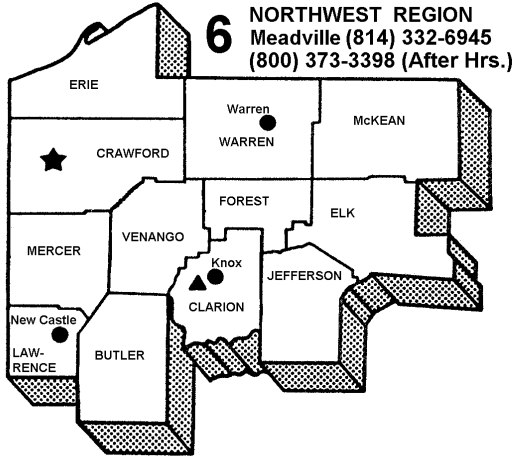
APPENDIX IV
COMMONWEALTH OF PENNSYLVANIA
DEPARTMENT OF ENVIRONMENTAL PROTECTION

EMERGENCY NOTIFICATION NUMBERS

STATEWIDE EMERGENCY NOTIFICATION NUMBER 800-541-2050 (PA ONLY)

OR 717-787-4343

(To Be Used If There Is A Problem In Contacting The Region)



LEGEND: ★ REGIONAL OFFICES ● DISTRICT OFFICES ▲ MINING OFFICES

APPENDIX V
PENNSYLVANIA DEPARTMENT OF ENVIRONMENTAL PROTECTION
Field Operations--Environmental Cleanup Program
Regional Storage Tank List

Region	Contact
Southeast Regional Office Lee Park, Suite 6010 555 North Lane Conshohocken, PA 19428 Telephone: (610) 832-5949	Steve Sinding
Northeast Regional Office 2 Public Square Wilkes-Barre, PA 18711-0790 Telephone: (570) 826-5475)	Ron Brezinski
Southcentral Regional Office 909 Elmerton Avenue Harrisburg, PA 17110-8200 Telephone: (717) 705-4700	Gregory Bowman
Northcentral Regional Office 208 W. Third Street Williamsport, PA 17701 Telephone: (570) 321-6525	Philip Zechman
Southwest Regional Office 400 Waterfront Drive Pittsburgh, PA 15222 Telephone: (412) 442-4000	Anna Marie Tempero
Northwest Regional Office 230 Chestnut Street Meadville, PA 16335 Telephone: (814) 332-6648	Daniel F. Peterson

In the event no contact with the Regional Office is made, the Department Emergency number 717-787-4343 shall receive calls during and after business hours, 24 hours daily and holidays and weekends.

Oil and Gas Management Program

South Regional Office 400 Waterfront Drive Pittsburgh, Pa 15222-4745 (412) 442-4000	David F. Janco
Northwest Regional Office 230 Chestnut Street Meadville, PA 16335 (814) 332-6860	Kenneth G. Young

PENNSYLVANIA DEPARTMENT OF ENVIRONMENTAL PROTECTION
Field Operations--Water Management
Water Quality Protection

Region	Contact
Southeast Regional Office Lee Park, Suite 6010 555 North Lane Conshohocken, PA 19428 Telephone: (610) 832-6131	James Newbold
Northeast Regional Office 2 Public Square Wilkes-Barre, PA 18711-0790 Telephone: (570) 826-2553	Kate Crowley
Southcentral Regional Office 909 Elmerton Avenue Harrisburg, PA 17110-8200 Telephone: (717) 705-4707	Leon Oberdick
Northcentral Regional Office 208 W. Third Street Williamsport, PA 17701 Telephone: (570) 327-3669	Daniel Alters
Southwest Regional Office 400 Waterfront Drive Pittsburgh, PA 15222 Telephone: (412) 442-4028	Tim Dreier
Northwest Regional Office 230 Chestnut Street Meadville, PA 16335 Telephone: (814) 332-6942	Dave Milhous

PENNSYLVANIA DEPARTMENT OF ENVIRONMENTAL PROTECTION
Field Operations--Land Recycling and Waste Management
Regional Contact

Region	Contact
Southeast Regional Office Lee Park, Suite 6010 555 North Lane Conshohocken, PA 19428 Telephone: (610) 832-6213	Facilities Manager
Northeast Regional Office 2 Public Square Wilkes-Barre, PA 18711-0790 Telephone: (570) 826-2511	Facilities Manager
Southcentral Regional Office 909 Elmerton Avenue Harrisburg, PA 17110-8200 Telephone: (717) 705-4706	Facilities Manager
Northcentral Regional Office 208 W. Third Street Williamsport, PA 17701 Telephone: (570) 327-3653	Facilities Manager
Southwest Regional Office 400 Waterfront Drive Pittsburgh, PA 15222 Telephone: (412) 442-4000	Facilities Manager
Northwest Regional Office 230 Chestnut Street Meadville, PA 16335 Telephone: (814) 332-6848	Facilities Manager

**APPENDIX VI
IGMARS STORAGE FACILITY
Harrisonberg, PA
Example**

DOWNSTREAM NOTIFICATION LIST FOR YEAR 1992

Facility	Address	Mile Mark	Contact	Telephone
Harrison County	PO Box 15 Harrison Co. Courthouse Harrisonberg, PA	-	Ronald Swoyer Co. Emergency Mgt. Coordinator	Office: 717-674-1212 Emergency: 717-674-3434
Greenly Township	PO Box 498, RD 1 Harrisonberg, PA 19865	0	Donald Trump	Office: 717-765-3468 Emergency: 717-765-4579
Harrisonberg City	PO Box 21, City Hall Harrisonberg, PA 19869	3	Jay Miller	Office: 717-674-2185 Emergency: 717-674-2194
Harrisonberg Water	Harrisonberg, PA	6	Richard Miles	Office: 717-254-8904 Emergency: 717-254-8910
Harrison Township	Harrison Township Building Krissville, PA 19872	10	Charles Davis Township Manager	Office: 717-760-3120 Emergency: 717-760-3123
Harrison Township Auth.	PO Box 234 Krissville, PA 19870	12	Kemp Olsen Auth. Manager	Office: 717-760-2334 Emergency: 717-760-2333
Villa Assoc.	Box 29 Krissville, PA 19880	14	George Kay	Office: 717-675-8960 Emergency: 717-675-8961
Harrison Water Auth.	Box 28 Krissville, PA 19879	16	Justine Keener	Office: 717-675-9004 Emergency: 717-675-9005

_____ Igmars Emergency Coor.

_____ Date

NOTE: This Downstream Notification List when annually updated should be dated for the year updated and signed by the storage tank facility's emergency coordinator.

ADDENDUM

**COMMONWEALTH OF PENNSYLVANIA
DEPARTMENT OF ENVIRONMENTAL PROTECTION**

**SUPPLEMENTAL GUIDANCE
FOR THE DEVELOPMENT AND IMPLEMENTATION OF
PREPAREDNESS, PREVENTION AND CONTINGENCY (PPC) PLANS
UNDER THE NATIONAL POLLUTANT DISCHARGE ELIMINATION SYSTEM (NPDES)
STORM WATER PERMITTING PROGRAM**

September 2001

**BUREAU OF WATER SUPPLY AND WASTEWATER MANAGEMENT
DIVISION OF WASTE WATER MANAGEMENT**

FORWARD

The “Supplemental Guidance for the Development and Implementation of Preparedness, Prevention and Contingency (PPC) Plans under the National Pollutant Discharge Elimination System (NPDES) Storm Water Permitting Program” has been prepared to provide those owners, operators, and municipalities who must prepare Preparedness, Prevention and Contingency (PPC) Plans (in accordance with the General Permit for Discharges of Storm Water from Industrial Activities and the Department’s Chapter 91 regulations) with guidance on what storm water issues must be addressed. This supplemental guidance, when used with the existing guidance entitled “Guidelines for the Development and Implementation of Environmental Emergency Response Plans”, hereafter called the PPC guidance or guidelines, will provide complete information on incorporating the new storm water requirements into existing or new PPC Plans for facilities seeking coverage under the general permit to discharge storm water associated with industrial activity.

Section 1 provides an introduction to the regulatory requirements for storm water discharges, the General Permit for Discharges of Storm Water From Industrial Activities and the special condition within the permit to develop and implement a Preparedness, Prevention and Contingency Plan.

Section 2 follows the format of the original guidelines. Where changes must be incorporated to address the new storm water requirements, the necessary modifications or addendums are explicitly presented.

It is emphasized that the original guidance pertains to emergency response plans that include potential releases, their controls, and management practices that are applicable to facilities regardless of whether they discharge storm water associated with industrial activity. The supplemental guidance’s requirements, on the other hand, have specific requirements that focus exclusively on managing storm water discharges associated with industrial activity.

SECTION 1

INTRODUCTION

The Department of Environmental Protection is authorized by law to protect the quality of both surface and underground waters of the Commonwealth through the prevention and abatement of water pollution. Specifically, the federal Clean Water Act and the Pennsylvania Clean Streams Law require that all point source discharges of pollutants be authorized and regulated under a National Pollutant Discharge Elimination System (NPDES) permit. Point source discharges that are not regulated under a NPDES permit are in violation of the federal Clean Water Act and the Pennsylvania Clean Streams Law, and may be subject to applicable penalties and fines.

Recent revisions to the federal NPDES regulations (55 FR 47990; November 16, 1990) require that permit applications be submitted and NPDES permits be issued for storm water discharges associated with industrial activity (see the Bureau of Water Quality Management's "Notice of Intent Requirements for Coverage Under the General Permit for Discharges of Storm Water From Industrial Activities" for definition of industries covered). In accordance with the Department's regulations at 25 Pa. §§92.81 - 92.83, the Department of Environmental Protection has developed and issued a general NPDES permit that sets forth the requirements and conditions to control storm water discharges from industrial activities.

Special Permit Condition for the Development and Implementation of a PPC Plan

The General Permit for Discharges of Storm Water from Industrial Activities requires operators of facilities covered under the permit to develop and implement a Preparedness, Prevention and Contingency (PPC) Plan in accordance with 25 Pa. Code § 91.34 and the PPC guidelines contained in this document prior to authorization to discharge under this general permit.¹ The PPC Plan, once implemented, will provide best management practices (BMPs) to control the discharges of pollutants to receiving waters. In general, the PPC Plan is required to identify potential sources of pollution which may reasonably be expected to affect the quality of storm water discharges associated with industrial activity from the facility. In addition, the PPC Plan is required to describe the implementation of practices that are to be used to reduce the pollutants in storm water discharges associated with industrial activity at the facility.

This supplemental guidance provides the additional elements and requirements needed to address storm water issues in the PPC Plan required under the general permit. When used in conjunction with this document, the terms and conditions of the permit should be satisfied and the appropriate "spill prevention control" and "storm water control" - requirements should be addressed.

¹ See Part C.3.a. of the General permit.

SECTION 2

MODIFICATIONS TO EXISTING ELEMENTS AND FORMAT OF THE PPC PLAN

Modify or add to Section II of the PPC guidance, the elements beginning with A (Description of Facility). Each modification or addendum is identified explicitly in the following pages using the format contained in this document. In cases where no modifications to the original guidelines are necessary, the element heading is presented and the user is referred to the requirements in the PPC guidance. Again, users or developers of PPC Plans that meet the requirements of a general permit to discharge storm water associated with industrial activity must fulfill all of the requirements of the PPC guidance and the additional requirements and addendums of this supplemental guidance.

A. Description of Facility

1. Description of the Industrial or Commercial Activity

Add the following to the requirements in the original guidance for this section.

- Provide a narrative description of significant materials² that have been treated, stored or disposed in a manner to allow exposure to storm water within the three years prior to the issuance of the general permit and the present; the method of on-site storage or disposal; materials management practices that were employed to minimize contact of these materials with storm water runoff between the time of three years prior to the date of the issuance of this permit and the present; materials loading and access areas; the location and a description of existing structural and nonstructural control measures to reduce pollutants in storm water runoff; and a description of any treatment the storm water receives.
- On the 7 1/2-minute USGS map show the following:
 - Provide an outline of the drainage area for each storm water outfall.
- On the drawings required in the original guidance show the following:
 - Indicate existing structural control measures to reduce pollutants in storm water runoff.
 - Identify commercial and industrial activities that are exposed to precipitation to include fueling stations, vehicle and equipment maintenance and/or cleaning areas, loading/unloading areas, locations used for treatment, storage or disposal of wastes, liquid storage tanks, and processing areas.

2. Description of Existing Emergency Response Plans

Refer to the requirements in the original guidance.

3. Material and Waste Inventory

Refer to the requirements in the original guidance.

4. Pollution Incident History

Add the following to the requirements in the original guidance for this section.

- Provide a list of significant leaks and spills³ of toxic and hazardous pollutants that occurred in areas that are exposed to precipitation or that otherwise drain to a storm water conveyance at the facility

² Significant materials includes, but is not limited to: raw materials; fuels, materials such as solvents, detergents, and plastic pellets; finished materials such as metallic products; raw materials used in food processing or production; hazardous substances designated under section 101(14) of CERCLA; any chemical the facility is required to report pursuant to EPCRA Section 313; fertilizers; pesticides; and waste products such as ashes, slag and sludge that have the potential to be released with storm water discharges.

³ Significant spills includes, but is not limited to: releases of oil and hazardous substances in excess of reportable quantities under Section 311 of the Clean Water Act (see 40 CFR 110.10 and CFR 117.21) or section 102 of CERCLA (see 40 CFR 302.4).

after the date of three years prior to the effective date of the permit. This list shall be updated as appropriate during the permit.

5. Implementation for Plan Elements Not Currently in Place

Refer to the requirements in the original guidance.

B. Description of How Plan is Implemented by Organization

1. Organizational Structure of Facility for Implementation

Refer to the requirements in the original guidance.

2. List of Emergency Coordinators

Refer to the requirements in the original guidance.

3. Duties and Responsibilities of the Coordinator

Refer to the requirements in the original guidance.

4. Chain of Command

Refer to the requirements in the original guidance.

C. Spill Leak Prevention and Response

1. Pre-release Planning

Add the following to the requirements in the PPC guidance for this section.

- Assess the potential of various sources at the plant to contribute pollutants to storm water discharges. Each of the following shall be evaluated for the reasonable potential for contributing pollutants to runoff: loading and unloading operations; outdoor storage activities; outdoor manufacturing or processing activities; significant dust or particulate generating processes; and on-site waste disposal practices. Consider the toxicity of chemicals; quantity of chemicals used, produced, or discharged; the likelihood of contact with storm water; and history of significant leaks or spills of toxic or hazardous pollutants. The description shall specifically list any significant potential source of pollutants at the site and for each potential source, any pollutant or pollutant parameter of concern (e.g., biochemical oxygen demand).
- Describe pollution incident prevention practices in storage areas used for the storage of salts for deicing or other commercial or industrial purposes. Storage piles of salt used for deicing or other commercial or industrial purposes and which generate a storm water discharge associated with industrial activity which is discharged to a waters of the United States shall be enclosed or covered to prevent exposure to precipitation, except for exposure resulting from adding or removing materials from the pile. Dischargers shall demonstrate compliance with this provision as expeditiously as practicable, but in no event later than October 1, 1995. Piles do not need to be enclosed or covered where storm water from the pile is not discharged to waters of the United States.

2. Material Compatibility

Refer to the requirements in the PPC guidance.

3. Inspection and Monitoring Program

Add the following to the requirements in the PPC guidance for this section.

- Identify qualified personnel to conduct site compliance evaluations for storm water discharges associated with industrial activities, but in no case, less than once per year. Such evaluations will provide the following:

Visually inspect areas contributing to storm water discharges associated with industrial activity for evidence of, or the potential for, pollutants entering the drainage system. Measures to reduce pollutant loadings should be evaluated to determine whether additional control measures are needed. Structural storm water management measures, sediment and erosion control measures, and other structural pollution prevention measures identified in the plan should be observed to ensure that they are operating correctly. A visual inspection of equipment needed to implement the plan, such as spill response equipment, should be made.

Based on the results of these inspections, potential pollutant sources identified (Section C) and control measures (i.e., good housekeeping, preventive maintenance, spill prevention and response), should be revised as necessary within 15 days of the inspection. The revision will provide for the implementation of any changes to the PPC plan in a timely manner, but in no case later than 90 days after the inspection.

A report summarizing the scope of the inspection, personnel making the inspection, the date(s) of the inspection, major observations relating to the implementation of the PPC plan, and any actions taken as a result, should be retained for a period of at least one year after coverage under this permit terminates. This report will identify any incidents of non-compliance. Where a report does not identify any incidents of non-compliance, the report should contain a certification that the facility is in compliance with the PPC plan and the permit. This report shall be signed in accordance to the signatory requirements stipulated in the general permit.

Where annual site inspections are shown in the plan to be impractical for inactive mining sites due to the remote location and inaccessibility of the site, site inspections required under this part should be conducted at appropriate intervals specified in the plan, but, in no case less than once in three years.

4. Preventive Maintenance

Add the following to the requirements in the PPC guidance for this section.

- Describe the aspects of the preventive maintenance program. This program should involve the timely inspection and maintenance of storm water management devices (e.g., cleaning oil/water separators, catch basins, etc.) as well as inspecting and testing plant equipment and systems to uncover conditions that could cause breakdowns or failures resulting in discharges of pollutants to surface waters. Records of these maintenance procedures should be maintained.

5. Housekeeping Program

Add the following to the requirements in the PPC guidance for this section.

- Establish housekeeping protocols to ensure the proper handling of materials and the maintenance of a clean, orderly facility to prevent pollutants from entering separate storm water sewers and/or to prevent contact with storm water runoff.

6. Security

Refer to the requirements in the PPC guidance.

7. External Factor Planning

Refer to the requirements in the PPC guidance.

8. Employee Training Program

Add the following to the requirements in the PPC guidance for this section.

- Employee training should inform personnel responsible for implementing activities identified in the storm water pollution prevention plan or otherwise responsible for storm water management at all levels of responsibility of the components and goals of the storm water pollution prevention plan. Training should address topics such as spill response, good housekeeping and material management practices. A pollution prevention plan shall identify periodic dates for such training.

D. Countermeasures

1. Countermeasures to be Undertaken by Facility

Refer to the requirements in the PPC guidance.

2. Countermeasures to be Undertaken by Contractors

Refer to the requirements in the PPC guidance.

3. Internal and External Communications and Alarm Systems

Refer to the requirements in the PPC guidance.

4. Evacuation Plan for Installation Personnel

Refer to the requirements in the PPC guidance.

5. Emergency Equipment Available for Response

Refer to the requirements in the PPC guidance.

E. Emergency Spill Control Network

1. Arrangements with Local Emergency Response Agencies and Hospitals

Refer to the requirements in the PPC guidance.

2. Notification Lists

Refer to the requirements in the PPC guidance.

3. Downstream Notification Requirements for Storage Tanks

Refer to the requirements in the PPC guidance.

THE ELEMENTS F THROUGH J ARE ADDENDUMS TO THE ORIGINAL GUIDANCE.

The PPC plan should also meet the requirements stipulated in these addendums to the PPC guidance. All of the management practices required for facilities (including EPCRA Section 313 facilities) are to be implemented and described in the plan.

F. Storm Water Management Practices

- Provide a narrative considering the appropriateness of traditional storm water management practices (practices other than source control) and the use of BMPs to control storm water runoff and prevent storm water pollution. Based on an assessment of the potential of various sources at the plant to contribute pollutants to storm water, provide that measures determined to be reasonable and appropriate, be implemented and maintained.

Traditional storm water management practices are measures which reduce pollutant discharges by reducing the volume of storm water discharges, such as swales, or preventing storm water to run-on to areas of the site which conduct industrial activities. Low cost measures may include diverting rooftop or other drainage across grass swales, cleaning catch basins, and installing and maintaining oil and grit separators. Other measures may include infiltration devices and unlined retention and detention basins. Traditional storm water management practices can also include water reuse activities and snow removal activities.

- The PPC plan shall include a certification that the discharge has been tested or evaluated for the presence of non-storm water discharges. The certification shall include the identification of potential significant source of non-storm water at the site. A description of the results of any test and/or evaluation for the presence of non-storm water discharges, the evaluation criteria or testing method used, the date of any testing and/or evaluation, and the on-site drainage points that were directly observed during the test.

G. Sediment and Erosion Prevention

- In the PPC plan, identify areas which, due to topography, activities, or other factors, have a high potential for significant soil erosion, and identify measures to limit erosion.

Sediment and erosion prevention and control measures should be developed and implemented in accordance with Chapter 102 of the Department's rules and regulations and the Bureau of Soil and Water Conservation's "Erosion and Sediment Pollution Control Program Manual."

H. Additional Requirements for EPCRA, Section 313 Facilities⁴

- Describe the types of storm water controls (containment, drainage control and/or diversionary structures) that will be used in areas where Section 313 water priority chemicals are stored,⁵ processed or otherwise handled.

Storm water controls should provide for the following preventive systems or its equivalent: Curbing, culverting, gutters, sewers or other forms of drainage control to prevent or minimize the potential for storm water run-on to come into contact with significant sources of pollutants; or roofs, covers or other forms of appropriate protection to prevent storage piles from exposure to storm water and wind blowing.

- In addition to the minimum standards for EPCRA Section 313 facilities, the storm water pollution prevention plan will meet the following requirements for liquid storage areas, material storage areas other than liquids, truck and rail car loading and unloading areas for liquid Section 313 water priority chemicals:
 - Liquid storage areas where storm water comes into contact with any equipment, tank container, or other vessel used for Section 313 water priority chemicals.
- No tank or container shall be used for the storage of a Section 313 water priority chemical unless its material and construction are compatible with the material stored and conditions of storage such as pressure and temperature, etc.

⁴ An "EPCRA, Section 313 Facility" means a facility that manufactures, imports, processes, or otherwise uses listed toxic chemicals and who, pursuant to Section 313 of Title III of SARA, are required to report annually their releases of those chemicals to any environmental media.

⁵ Section 313 water priority chemical means a chemical or chemical categories which: 1) Are listed at 40 CFR 372.65 pursuant to Section 313 of the Emergency Planning and Community Right-to-Know Act (EPCRA) (also known as Title III of the Superfund Amendments and Reauthorization Act (SARA) of 1986; 2) are present at or above threshold levels at a facility subject to EPCRA Section 313 reporting requirements; and 3) that meet at least one of the following criteria: (i) Are listed in Appendix D of 40 CFR 122 on either Table II (organic priority pollutants), Table III (certain metals, cyanides, and phenols) or Table V (certain toxic pollutants and hazardous substances); (ii) are listed as a hazardous substance pursuant to Section 311(b)(2)(A) of the CWA at 40 CFR 116.4; or (iii) are pollutants for which EPA has published acute or chronic water quality criteria.

- Secondary containment must be provided to contain the entire capacity of largest single container or tank plus sufficient freeboard to allow for precipitation, a strong spill contingency and integrity testing plan, and/or other equivalent measures. If the secondary containment and its upstream drainage system are subject to precipitation, an allowance for drainage for a 25-year, 24-hour storm event shall be provided over and above. Secondary containment shall be sufficiently impervious. Plant's treatment system may be substituted for secondary containment if it has sufficient excess holding capacity always available.
 - Material storage areas for Section 313 water priority chemicals other than liquids.
- Material storage areas for Section 313 water priority chemicals other than liquids which are subject to runoff, leaching, or wind shall incorporate drainage or other control features which will minimize the discharge of Section 313 water priority chemicals.
 - Truck and rail car loading and unloading areas for liquid Section 313 water priority chemicals.
- These areas shall be operated to minimize discharges of Section 313 water priority chemicals. Protection such as overhangs or door skirts to enclose trailer ends at truck loading/unloading docks shall be provided as appropriate. Appropriate measures to minimize discharges of Section 313 chemicals may include: placement and maintenance of drip pans (including the proper disposal of materials collected in the drip pans where spillage may occur such as hose connections); a strong spill contingency and integrity testing plan; and/or other equivalent measures.
 - Areas where Section 313 water priority chemicals are transferred, processed or otherwise handled.
- Processing equipment and materials handling equipment shall be operated so as to minimize the discharges of Section 313 water priority chemicals. Materials used in piping and equipment shall be compatible with the substances handled. Drainage from process and materials handling areas shall minimize storm water contact with Section 313 water priority chemicals. Additional protection such as covers or guards to prevent exposure to wind, spraying, or releases from pressure relief vents from causing a discharge of Section 313 water priority chemicals to the drainage system shall be provided as appropriate. Visual inspections or leak tests shall be provided for overhead piping conveying Section 313 water priority chemicals without secondary containment.
 - For drainage originating from the above described areas, valves or other positive means should be used to prevent discharges or excessive leaks of Section 313 water priority chemicals. Where containment units are employed, such units may be emptied by pumps or ejectors; however, these shall be manually activated.

Flapper-type drain valves must not be used to drain containment areas. Valves used for the drainage of containment areas should not be used to drain non-containment areas. Valves used should be of the open-and-closed design.

If plant drainage is not engineered as above, the final discharge of all in-plant storm sewers should be equipped to be equivalent with a diversion system that could, in the event of an uncontrolled spill of a Section 313 water priority chemical, return the spilled material to the facility. Records shall be kept of the frequency and estimated volume (in gallons) of discharges from the containment areas.

- Records shall be kept of the frequency and estimated volume (in gallons) of discharges from containment areas.
- Other areas (other than those described above) of the facility from which runoff which may contain a Section 313 water priority chemical, or spills of Section 313 water priority chemicals could cause a discharge, shall incorporate the necessary drainage or other control features to prevent discharge of spilled or improperly disposed material and ensure the mitigation of pollutants in runoff or leachate.
- All areas of the facility shall be inspected at specific intervals for leaks or conditions that could lead to discharges of Section 313 water priority chemicals or direct contact of storm water with raw

materials, intermediate materials, waste materials or products. In particular, plant piping, pumps storage tanks and bins, pressure vessels, process and materials handling equipment, and material bulk storage area shall be examined for any conditions or failures which could cause a discharge. Inspection shall include examination for leaks, wind blowing, corrosion, support or foundation failure, or other forms of deterioration or noncontainment. Inspection intervals shall be specified in the plan and shall be based on design and operational experience. Different areas may require different inspection intervals. Where a leak or other condition is discovered which may result in significant releases of Section 313 water priority chemicals to the drainage system, corrective action shall be taken. When a leak or noncontainment of a Section 313 water priority chemical has occurred, contaminated soil, debris, or other material must be promptly removed and disposed in accordance with this PPC Plan.

- Facility employees and contractor personnel using the facility shall be trained in and informed of preventive measures at the facility. Employee training shall be conducted at intervals specified in the plan, but not less than once per year, in matters of pollution control laws, and regulations and in the PPC Plan, and the particular features of the facility and its operation which are designed to minimize discharges of Section 313 water priority chemicals. The plan should designate a person who is accountable for spill prevention at the facility and who will set up the necessary spill emergency procedures and reporting requirements so that spills and emergency releases of Section 313 water priority chemicals can be isolated and contained before a discharge of a Section 313 water priority chemical can occur. Contractor or temporary personnel shall be informed of plant operation and design features in order to prevent discharges or spills from occurring.

If the installment of secondary containment structures or equipment listed above are not economically achievable at a facility, the PPC Plan should provide a spill contingency and integrity testing plan which provides a description of measures that ensure spills or other releases of toxic amounts of Section 313 water priority chemicals do not occur. The testing plan should contain the following:

- Detailed descriptions which demonstrate that secondary containment is not economically achievable;
 - Description of response plans, personnel needs, and methods of mechanical containment such as the use of sorbents, booms collection devices, etc.); steps to be taken for removal of spilled Section 313 water priority chemicals; and access and availability of sorbents and other equipment;
 - The testing component of the alternative plan must provide for conducting integrity testing of storage tanks at least once every five years, and conducting integrity and leak testing of valves and piping a minimum every year; and
 - A written and actual commitment of manpower, equipment and materials required to comply with this permit and to expeditiously control and remove quantity of Section 313 water priority chemicals that may result in a toxic discharge.
- Provide a certification by a Registered Professional Engineer. The Professional Engineer shall certify that he or she has examined the facility and is familiar with the provisions in the PPC Plan and can attest that the PPC Plan has been prepared in accordance with good engineering practices. The Professional Engineer must recertify the PPC Plan once a year.

I. Certification Requirements for Non-Storm Water Discharges

- Provide a certification meeting the requirements of Part C, Section 3(a) of the industrial activities stormwater general permit (PAG #3) relating to the presence of non-stormwater discharges in the system.

If a facility does not have access to an outfall, manhole, or other point of access to the ultimate conduit which receives the discharge, this section of the plan shall indicate why the certification was not feasible. A discharge that is unable to provide the certification required by this paragraph must also then notify the

Department within 180 days of the effective date of the general permit in accordance with section A.3. of the permit.

J. Signatory Requirements

The PPC plan must be signed in accordance with the signatory requirements stipulated in the general permit.