

DEPARTMENT OF ENVIRONMENTAL PROTECTION
COAL AND CLAY MINE SUBSIDENCE INSURANCE FUND
ANNUAL FINANCIAL STATEMENTS
JUNE 30, 1999



(PREPARED BY COMPTROLLER'S OFFICE)

**DEPARTMENT OF ENVIRONMENTAL PROTECTION
COAL AND CLAY MINE SUBSIDENCE INSURANCE FUND
BALANCE SHEET
FOR THE PERIODS ENDING JUNE 30**

	FY 98 ENDING JUNE 1999	FY 97 ENDING JUNE 1998	FY 96 ENDING JUNE 1997	FY 95 ENDING JUNE 1996
ASSETS				
CASH	\$ 801.15	\$ 984.09	\$ 422.78	\$ 789.96
TEMPORARY INVESTMENTS	26,431,000.00	23,405,000.00	20,763,000.00	18,277,000.00
FURNITURE AND EQUIPMENT	158,415.27	141,915.81	123,503.81	72,546.47
LESS ALLOWANCE FOR DEPRECIATION	(87,887.36)	(63,848.20)	(39,428.88)	(21,396.97)
TOTAL ASSETS	<u>\$ 26,502,329.06</u>	<u>\$ 23,484,051.70</u>	<u>\$ 20,847,497.71</u>	<u>\$ 18,328,939.46</u>
LIABILITIES				
VOUCHERS PAYABLE	\$ 1,638.50	\$ 1,398.78	\$ 2,224.41	\$ 0.00
LIABILITY FOR OUTSTANDING CLAIMS	811,453.00	1,117,301.00	861,899.00	772,567.00
UNEARNED PREMIUMS	1,799,453.86	1,677,384.07	1,720,164.87	1,344,714.05
TOTAL LIABILITIES	<u>\$ 2,612,545.36</u>	<u>\$ 2,796,083.85</u>	<u>\$ 2,584,288.28</u>	<u>\$ 2,117,281.05</u>
FUND EQUITY				
UNRESERVED FUND BALANCE	19,927,026.84	17,149,560.15	15,039,743.42	13,152,997.21
RESERVED CURRENT ENCUMBRANCES	1,634,511.62	1,414,033.08	1,291,568.99	1,304,704.79
RESERVED FOR CATASTROPHIES	2,328,245.24	2,124,374.62	1,931,897.02	1,741,086.54
RESERVED FOR RESTRICTED RECEIPTS	0.00	0.00	0.00	12,869.87
TOTAL FUND EQUITY	<u>\$ 23,889,783.70</u>	<u>\$ 20,687,967.85</u>	<u>\$ 18,263,209.43</u>	<u>\$ 16,211,658.41</u>
TOTAL LIABILITIES AND FUND EQUITY	<u>\$ 26,502,329.06</u>	<u>\$ 23,484,051.70</u>	<u>\$ 20,847,497.71</u>	<u>\$ 18,328,939.46</u>

(PREPARED BY COMPTROLLER'S OFFICE)

**DEPARTMENT OF ENVIRONMENTAL PROTECTION
COAL AND CLAY MINE SUBSIDENCE INSURANCE FUND
STATEMENT OF CHANGES IN UNRESERVED FUND BALANCE
FOR THE PERIODS ENDING JUNE 30**

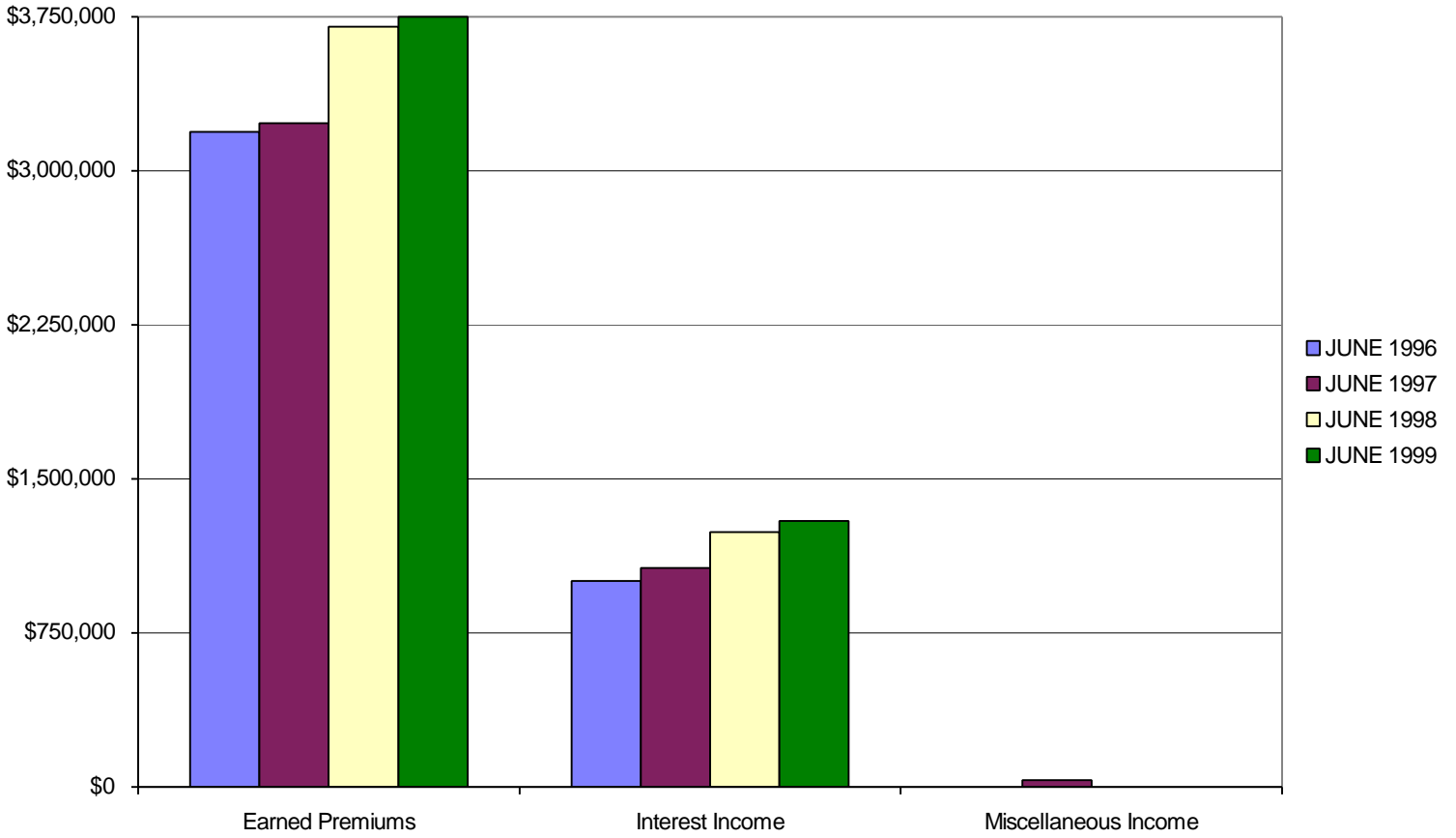
	FY 98 ENDING JUNE 1999	FY 97 ENDING JUNE 1998	FY 96 ENDING JUNE 1997	FY 95 ENDING JUNE 1996
UNRESERVED FUND BALANCE BEGINNING	\$ 17,149,560.15	\$ 15,039,743.42	\$ 13,152,997.21	\$ 11,797,297.69
ADD:				
RESERVE FOR OUTSTANDING CLAIMS - JULY 1, 199X	\$ 1,117,301.00	\$ 861,899.00	\$ 772,567.00	\$ 463,776.77
PRIOR YEAR LAPSES	1,263,390.52	1,170,091.74	1,274,375.36	846,681.51
EARNED PREMIUMS	3,750,211.06	3,701,026.81	3,231,306.08	3,189,430.43
INTEREST INCOME	1,293,950.43	1,241,533.49	1,065,606.19	1,004,559.65
MISCELLANEOUS INCOME	158.58	36.23	32,558.33	0.00
TOTAL FUNDS AVAILABLE	\$ 24,574,571.74	\$ 22,014,330.69	\$ 19,529,410.17	\$ 17,301,746.05
LESS:				
CLAIMS PAID	\$ 552,786.75	\$ 727,549.07	\$ 891,182.03	\$ 745,998.13
ADMINISTRATIVE EXPENSES	1,399,248.76	1,363,025.83	1,238,670.94	1,129,581.16
(1) INTERFUND DISBURSEMENTS	201,000.00	200,580.00	168,877.00	170,481.00
(2) DEPRECIATION EXPENSE	28,976.91	24,419.32	18,826.66	12,651.71
PREMIUM REFUNDS	19,567.86	17,862.24	18,642.13	12,765.05
CURRENT COMMITMENTS	1,634,511.62	1,414,033.08	1,291,568.99	1,304,704.79
RESERVE FOR OUTSTANDING CLAIMS - JUNE 30, 199X	811,453.00	1,117,301.00	861,899.00	772,567.00
TOTAL EXPENSES/COMMITMENTS & RESERVE	\$ 4,647,544.90	\$ 4,864,770.54	\$ 4,489,666.75	\$ 4,148,748.84
UNRESERVED FUND BALANCE ENDING	<u>\$ 19,927,026.84</u>	<u>\$ 17,149,560.15</u>	<u>\$ 15,039,743.42</u>	<u>\$ 13,152,997.21</u>

(1) Interfund Disbursements reimburse the Department's General Fund for computer services utilized.

(2) Depreciation method utilized is straight line for five years.

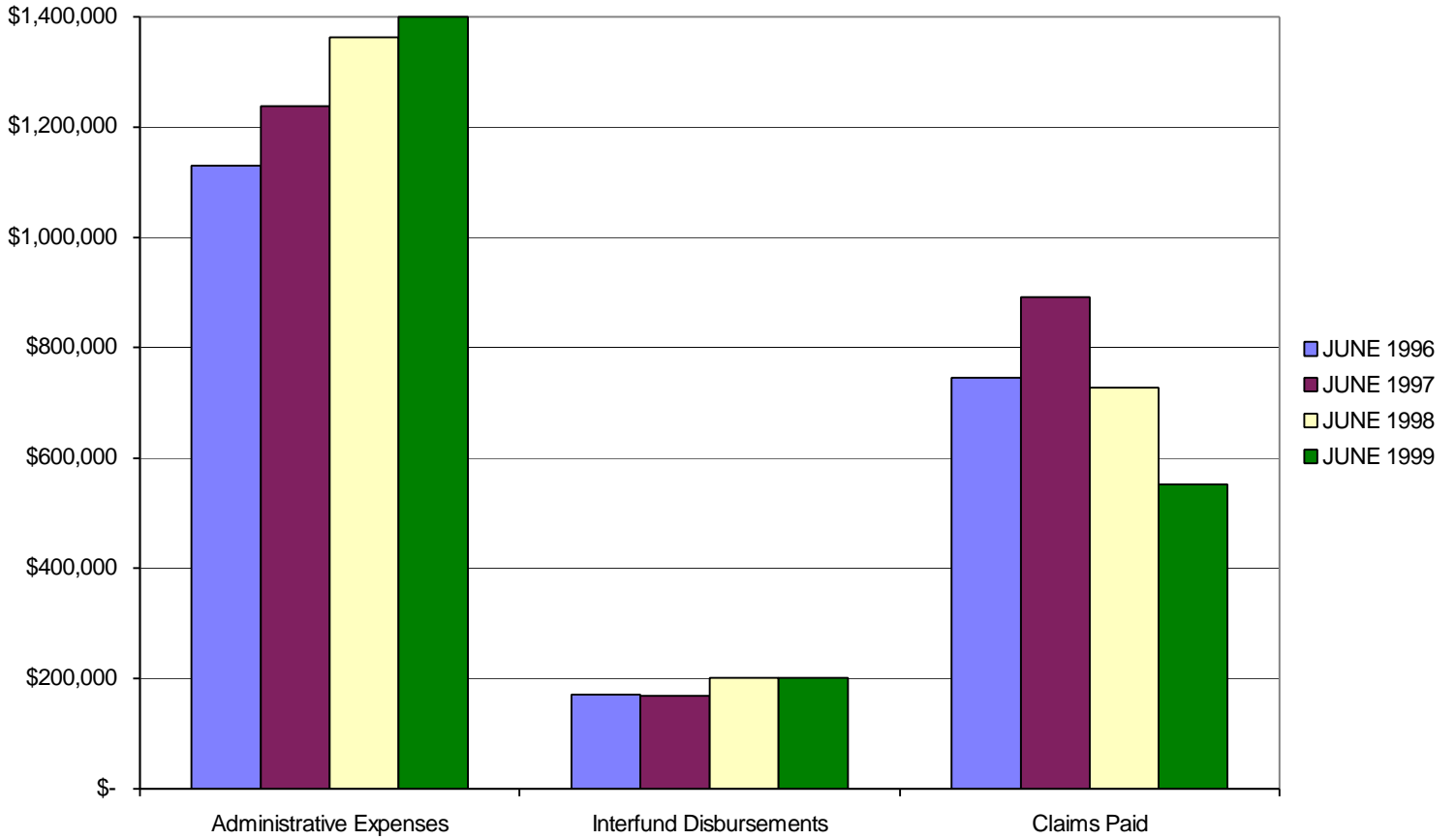
(PREPARED BY COMPTROLLER'S OFFICE)

**DEPARTMENT OF ENVIRONMENTAL PROTECTION
COAL AND CLAY MINE SUBSIDENCE INSURANCE FUND
EARNED REVENUE COMPARISON BY YEAR**



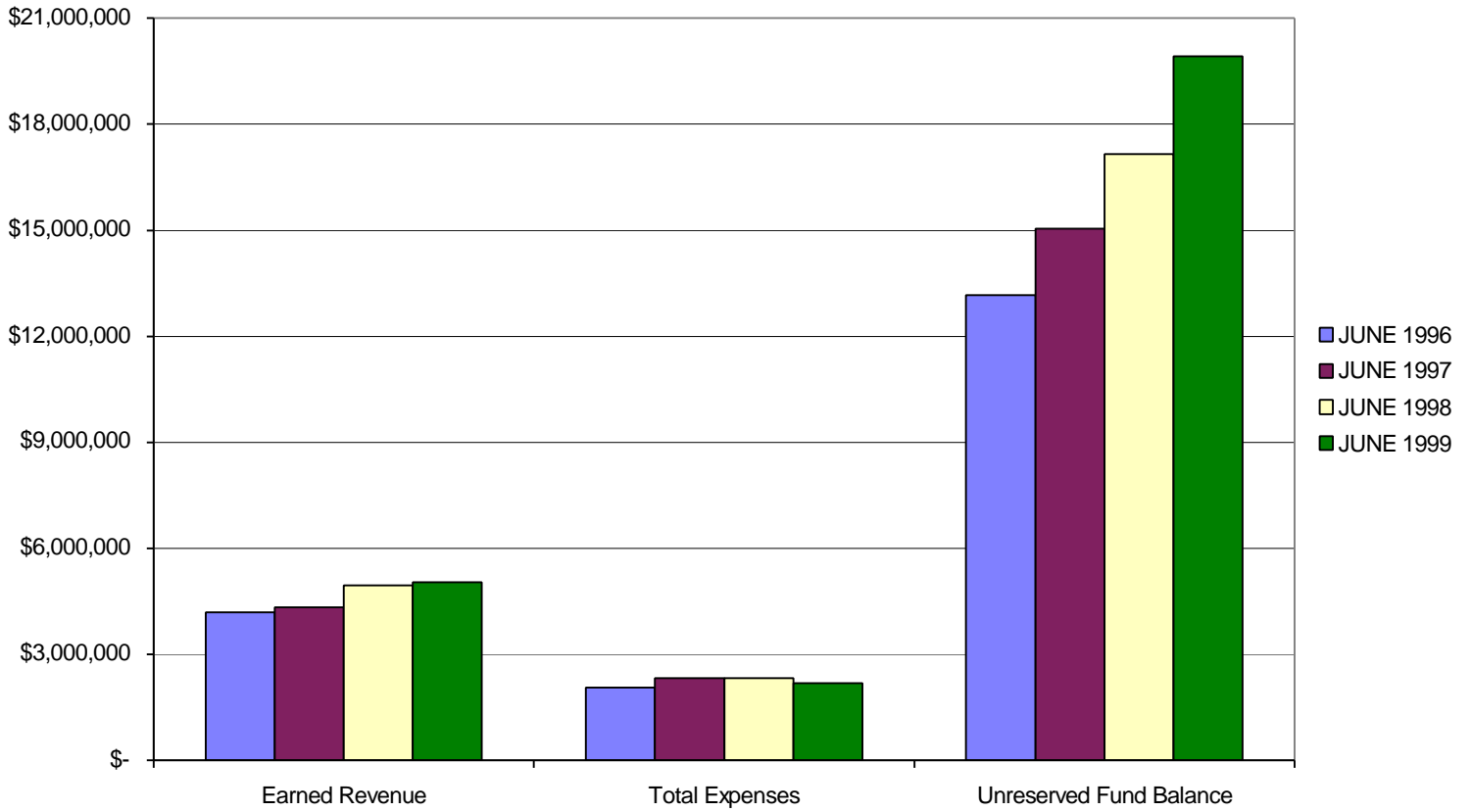
(PREPARED BY COMPTROLLER'S OFFICE)

**DEPARTMENT OF ENVIRONMENTAL PROTECTION
COAL AND CLAY MINE SUBSIDENCE INSURANCE FUND
EXPENSE COMPARISON BY YEAR**



(PREPARED BY COMPTROLLER'S OFFICE)

**DEPARTMENT OF ENVIRONMENTAL PROTECTION
 COAL AND CLAY MINE SUBSIDENCE INSURANCE FUND
 EARNED REVENUE, TOTAL EXPENSES AND UNRESERVED FUND BALANCE COMPARISON
 BY YEAR**



(PREPARED BY COMPTROLLER'S OFFICE)

**DEPARTMENT OF ENVIRONMENTAL PROTECTION
 COAL AND CLAY MINE SUBSIDENCE INSURANCE FUND
 STATEMENT OF CASH FLOWS
 FOR FISCAL YEARS 95-96 THROUGH 98-99**

	98 FY ENDING JUNE 1999	97 FY ENDING JUNE 1998	96 FY ENDING JUNE 1997	95 FY ENDING JUNE 1996
CASH & INVESTMENTS - JULY 1, 199X	\$ 23,405,984.09	\$ 20,763,422.78	\$ 18,277,789.96	\$ 16,009,807.92
SOURCES OF CASH				
PREMIUMS COLLECTED	\$ 4,077,411.08	\$ 3,849,547.21	\$ 3,816,209.51	\$ 3,258,149.93
INTEREST INCOME	1,293,950.43	1,241,533.49	1,065,606.19	1,004,559.65
RESTRICTED RECEIPTS	0.00	0.00	0.00	54,887.71
MISCELLANEOUS INCOME	158.58	36.23	32,558.33	0.00
REDEMPTION OF BONDS	0.00	0.00	0.00	190000.00
TOTAL SOURCES OF CASH	\$ 5,371,520.09	\$ 5,091,116.93	\$ 4,914,374.03	\$ 4,507,597.29
USES OF CASH				
EXPENSES PRIOR FY APPROPRIATIONS	\$ 150,642.56	\$ 121,477.25	\$30,329.43	\$ 83,894.61
EXPENSES CURRENT FY APPROPRIATIONS	2,195,300.19	2,326,252.74	2,400,636.19	2,149,566.45
CHANGE IN VOUCHER PAYABLE	(239.72)	825.63	(2,224.41)	6,154.19
TOTAL USES OF CASH	\$ 2,345,703.03	\$ 2,448,555.62	\$ 2,428,741.21	\$ 2,239,615.25
NET CHANGE IN CASH	\$ 3,025,817.06	\$ 2,642,561.31	\$ 2,485,632.82	\$ 2,267,982.04
CASH & INVESTMENTS - JUNE 30, 199X	<u>\$ 26,431,801.15</u>	<u>\$ 23,405,984.09</u>	<u>\$ 20,763,422.78</u>	<u>\$ 18,277,789.96</u>
CASH & INVESTMENTS PER TREASURY DEPARTMENT	\$ 26,431,801.15	\$ 23,405,984.09	\$ 20,763,422.78	\$ 18,277,789.96

(PREPARED BY COMPTROLLER'S OFFICE)

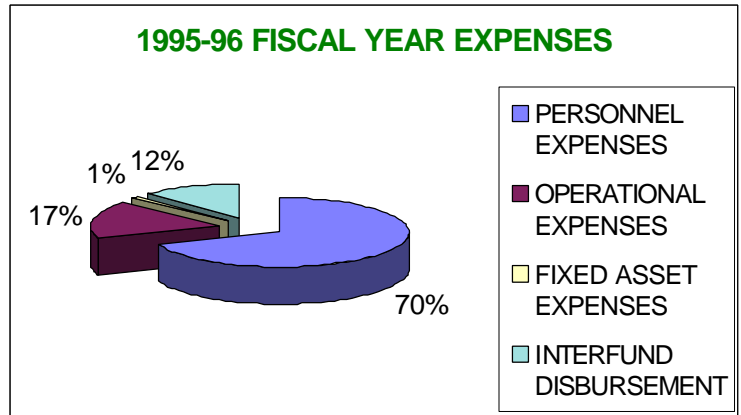
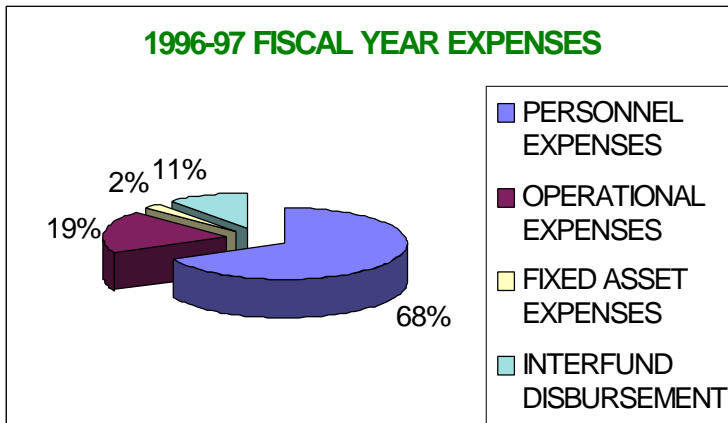
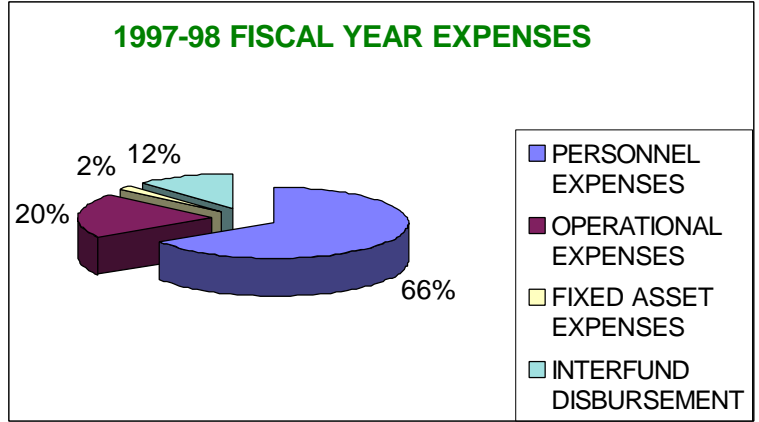
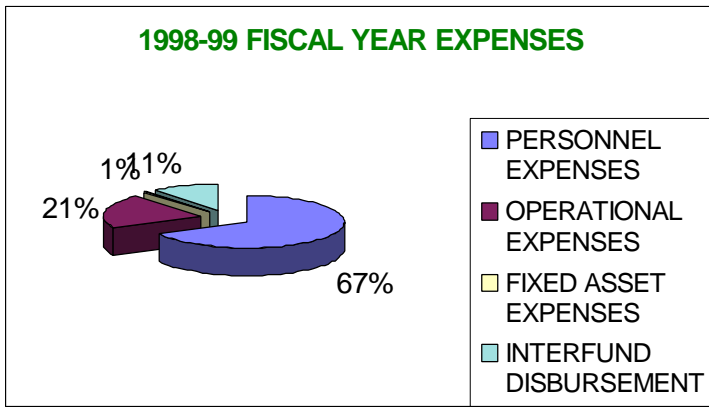
**DEPARTMENT OF ENVIRONMENTAL PROTECTION
COAL AND CLAY MINE SUBSIDENCE INSURANCE FUND
ALLOCATION AND USE OF FUNDS STATEMENT**

	FY 1998	FY 1997	FY 1996	FY 1995
<u>FUNDS ALLOCATED</u>				
PERSONNEL EXPENSES	\$ 1,463,000.00	\$ 1,358,000.00	\$ 1,345,758.00	\$ 946,498.00
OPERATIONAL EXPENSES	648,000.00	593,420.00	520,689.00	271,034.00
FIXED ASSET EXPENSES	41,000.00	43,000.00	62,553.00	13,987.00
INTERFUND DISBURSEMENTS	201,000.00	200,580.00	171,000.00	170,481.00
TOTAL	\$ 2,353,000.00	\$ 2,195,000.00	\$ 2,100,000.00	\$ 1,402,000.00
<u>FUNDS USED</u>				
(1) PERSONNEL EXPENSES	\$ 1,238,792.07	\$ 1,143,716.98	\$ 1,088,216.09	\$ 946,483.00
OPERATIONAL EXPENSES	378,166.61	353,077.01	303,061.66	237,546.39
FIXED ASSET EXPENSES	11,853.13	34,478.00	39,260.77	13,986.82
(2) INTERFUND DISBURSEMENT	201,000.00	200,580.00	168,877.00	170,481.00
TOTAL	\$ 1,829,811.81	\$ 1,731,851.99	\$ 1,599,415.52	\$ 1,368,497.21
<u>FUNDS LAPSED</u>				
PERSONNEL EXPENSES	\$ 224,207.93	\$ 214,283.02	\$ 257,541.91	\$ 15.00
OPERATIONAL EXPENSES	297,680.26	240,342.99	217,627.34	33,487.61
FIXED ASSET EXPENSES	0.00	8,522.00	23,292.23	0.18
INTERFUND DISBURSEMENTS	1,300.00	0.00	2,123.00	0.00
TOTAL	\$ 523,188.19	\$ 463,148.01	\$ 500,584.48	\$ 33,502.79

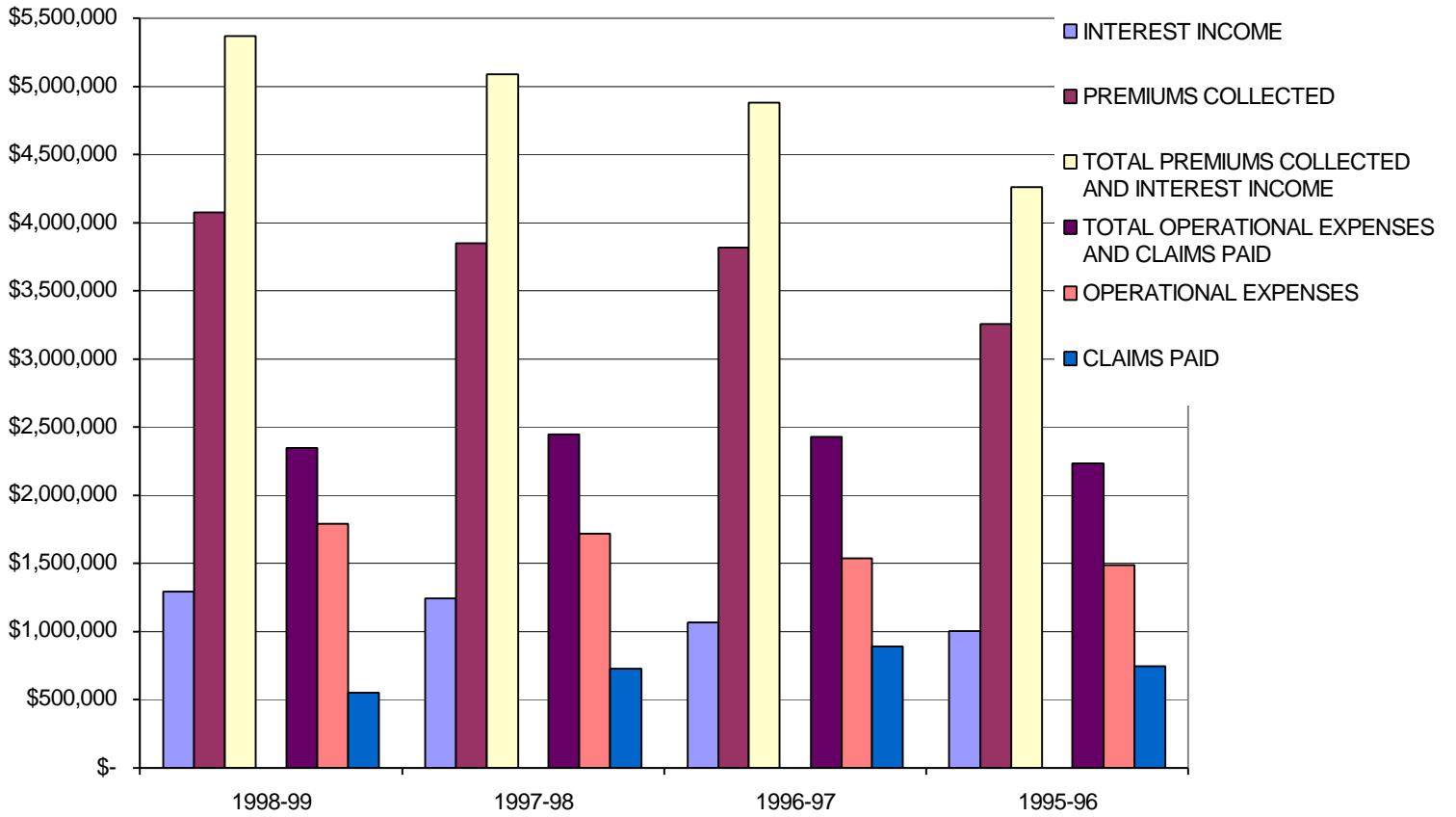
(1)As of August 31, 1999, the prior year appropriation has an available balance of \$15,702.48. This amount is included in funds used as it is expected to be expended by October 31, 1999.

(2)The Interfund Disbursement reimburses the Department's General Fund for computer services utilized by the fund.

**DEPARTMENT OF ENVIRONMENTAL PROTECTION
 COAL AND CLAY MINE SUBSIDENCE INSURANCE FUND
 EXPENSE COMPARISON PIE CHARTS**



**DEPARTMENT OF ENVIRONMENTAL PROTECTION
 COAL AND CLAY MINE SUBSIDENCE INSURANCE FUND
 COMPARISON OF CLAIMS PAID & OPERATIONAL EXPENSE VS PREMIUMS COLLECTED
 AND INTEREST EARNED**



(PREPARED BY COMPTROLLER'S OFFICE)

**DEPARTMENT OF ENVIRONMENTAL PROTECTION
 COAL AND CLAY MINE SUBSIDENCE INSURANCE FUND
 USE OF CASH PIE CHARTS**

