

DEPARTEMNT OF ENVIRONMENTAL PROTECTION
COAL AND CLAY MINE SUBSIDENCE INSURANCE FUND
ANNUAL FINANCIAL STATEMENTS

JUNE 30, 2001

PREPARED BY THE COMPTROLLER'S OFFICE

**DEPARTMENT OF ENVIRONMENTAL PROTECTION
COAL AND CLAY MINE SUBSIDENCE INSURANCE FUND
BALANCE SHEET
FOR PERIODS ENDING JUNE 30**

	FY 00 ENDING JUNE 2001	FY 99 ENDING JUNE 2000	FY 98 ENDING JUNE 1999	FY 97 ENDING JUNE 1998
ASSETS				
CASH	\$ 413.69	\$ 918.16	\$ 801.15	\$ 984.09
TEMPORARY INVESTMENTS	33,238,000.00	29,563,000.00	26,431,000.00	23,405,000.00
FURNITURE AND EQUIPMENT	108,030.01	124,996.43	158,415.27	141,915.81
LESS ALLOWANCE FOR DEPRECIATION	(69,102.49)	(73,959.22)	(87,887.36)	(63,848.20)
TOTAL ASSETS	<u>\$ 33,277,341.21</u>	<u>\$ 29,614,955.37</u>	<u>\$ 26,502,329.06</u>	<u>\$ 23,484,051.70</u>
LIABILITIES				
VOUCHERS PAYABLE	\$ 81,300.62	\$ 2,153.93	\$ 1,638.50	\$ 1,398.78
LIABILITY FOR OUTSTANDING CLAIMS	508,021.00	468,598.00	811,453.00	1,117,301.00
UNEARNED PREMIUMS	1,959,923.96	1,902,683.93	1,799,453.86	1,677,384.07
TOTAL LIABILITIES	<u>\$ 2,549,245.58</u>	<u>\$ 2,373,435.86</u>	<u>\$ 2,612,545.36</u>	<u>\$ 2,796,083.85</u>
FUND EQUITY				
UNRESERVED FUND BALANCE	27,187,788.18	22,759,926.59	19,927,026.84	17,149,560.15
RESERVED CURRENT ENCUMBRANCES	782,197.61	1,944,444.03	1,634,511.62	1,414,033.08
RESERVED FOR CATASTROPHIES	2,758,109.84	2,537,148.89	2,328,245.24	2,124,374.62
TOTAL FUND EQUITY	<u>\$ 30,728,095.63</u>	<u>\$ 27,241,519.51</u>	<u>\$ 23,889,783.70</u>	<u>\$ 20,687,967.85</u>
TOTAL LIABILITIES AND FUND EQUITY	<u>\$ 33,277,341.21</u>	<u>\$ 29,614,955.37</u>	<u>\$ 26,502,329.06</u>	<u>\$ 23,484,051.70</u>

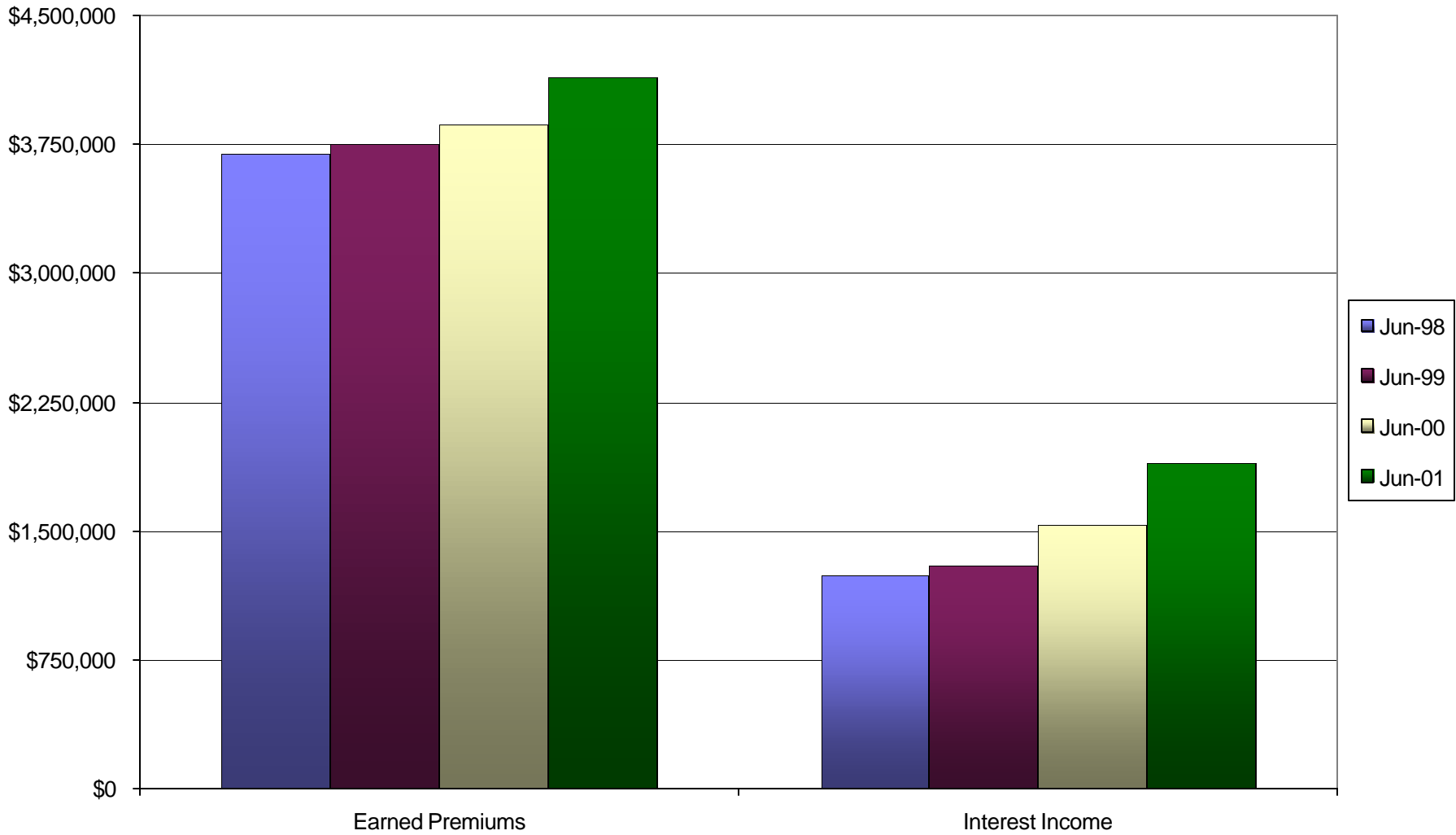
**DEPARTMENT OF ENVIRONMENTAL PROTECTION
COAL AND CLAY MINE SUBSIDENCE INSURANCE FUND
STATEMENT OF CHANGES IN UNRESERVED FUND BALANCE
FOR THE PERIODS ENDING JUNE 30**

	FY 00 ENDING Jun-01	FY 99 ENDING Jun-00	FY 98 ENDING Jun-99	FY 97 ENDING Jun-98
UNRESERVED FUND BALANCE BEGINNING	\$22,759,926.59	\$19,927,026.84	\$17,149,560.15	\$15,039,743.42
ADD:				
RESERVE FOR OUTSTANDING CLAIMS - JULY 1, 199X	\$468,598.00	\$811,453.00	\$1,117,301.00	\$861,899.00
PRIOR YEAR LAPSES	1,809,429.43	1,284,151.50	1,263,390.52	1,170,091.74
EARNED PREMIUMS	4,141,474.61	3,866,748.30	3,750,211.06	3,701,026.81
INTEREST INCOME	1,892,354.25	1,533,368.76	1,293,950.43	1,241,533.49
MISCELLANEOUS INCOME	37.38	80.14	158.58	36.23
 TOTAL FUNDS AVAILABLE	 \$31,071,820.26	 \$27,422,828.54	 \$24,574,571.74	 \$22,014,330.69
LESS:				
CLAIMS PAID	\$436,366.40	\$221,431.92	\$552,786.75	\$727,549.07
ADMINISTRATIVE EXPENSES	1,853,614.04	1,779,485.58	1,399,248.76	1,363,025.83
-1 INTERFUND DISBURSEMENTS	264,000.00	204,108.00	201,000.00	200,580.00
-2 DEPRECIATION EXPENSE	22,648.19	25,628.62	28,976.91	24,419.32
PREMIUM REFUNDS	17,184.84	19,205.80	19,567.86	17,862.24
CURRENT COMMITMENTS	782,197.61	1,944,444.03	1,634,511.62	1,414,033.08
RESERVE FOR OUTSTANDING CLAIMS - JUNE 30, 199X	508,021.00	468,598.00	811,453.00	1,117,301.00
 TOTAL EXPENSES/COMMITMENTS & RESERVE	 \$3,884,032.08	 \$4,662,901.95	 \$4,647,544.90	 \$4,864,770.54
 UNRESERVED FUND BALANCE ENDING	 <u>\$27,187,788.18</u>	 <u>\$22,759,926.59</u>	 <u>\$19,927,026.84</u>	 <u>\$17,149,560.15</u>

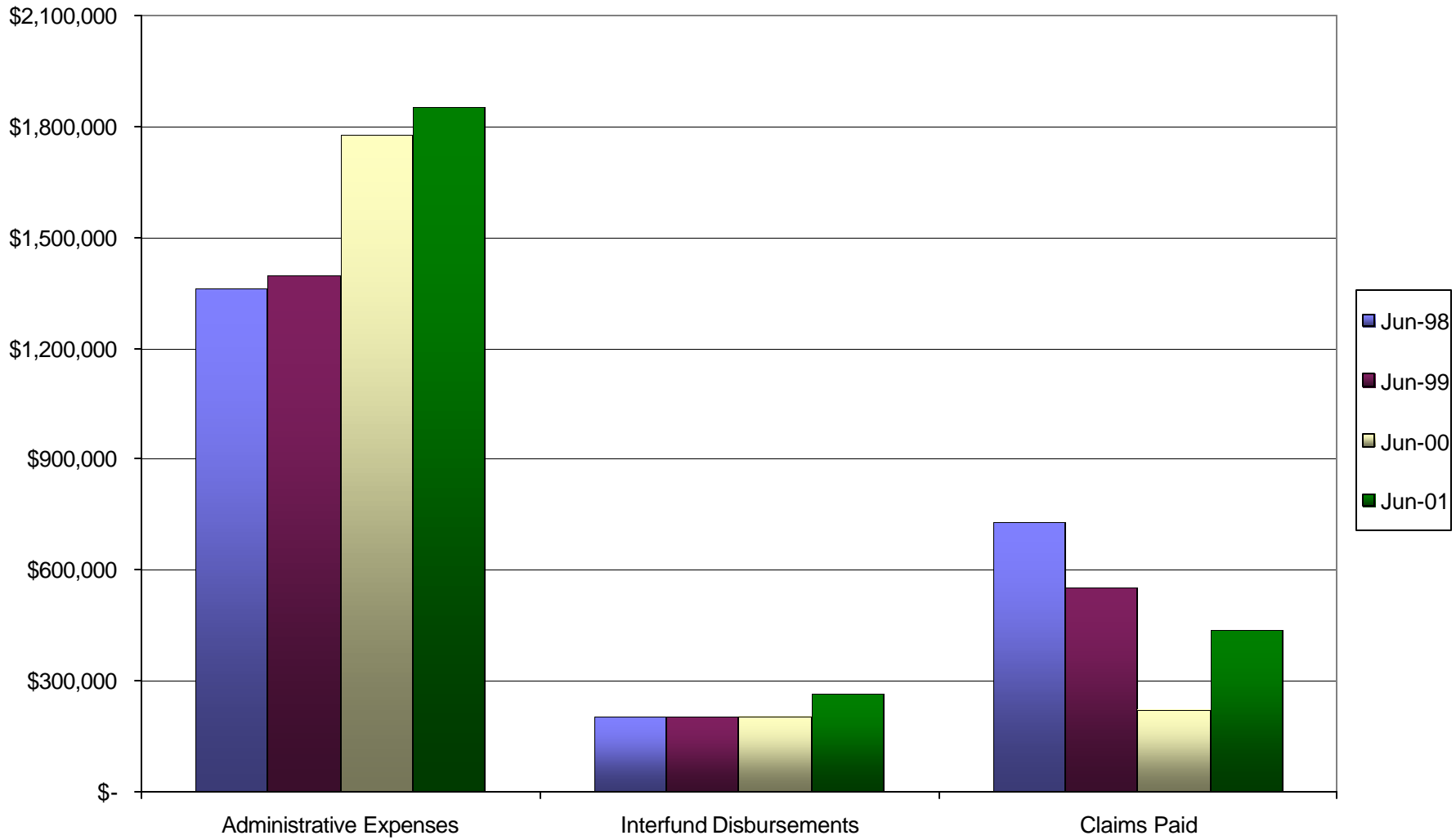
(1) Interfund Disbursements reimburse the Department's General Fund for computer services utilized.

(2) Depreciation method utilized is straight line for five years.

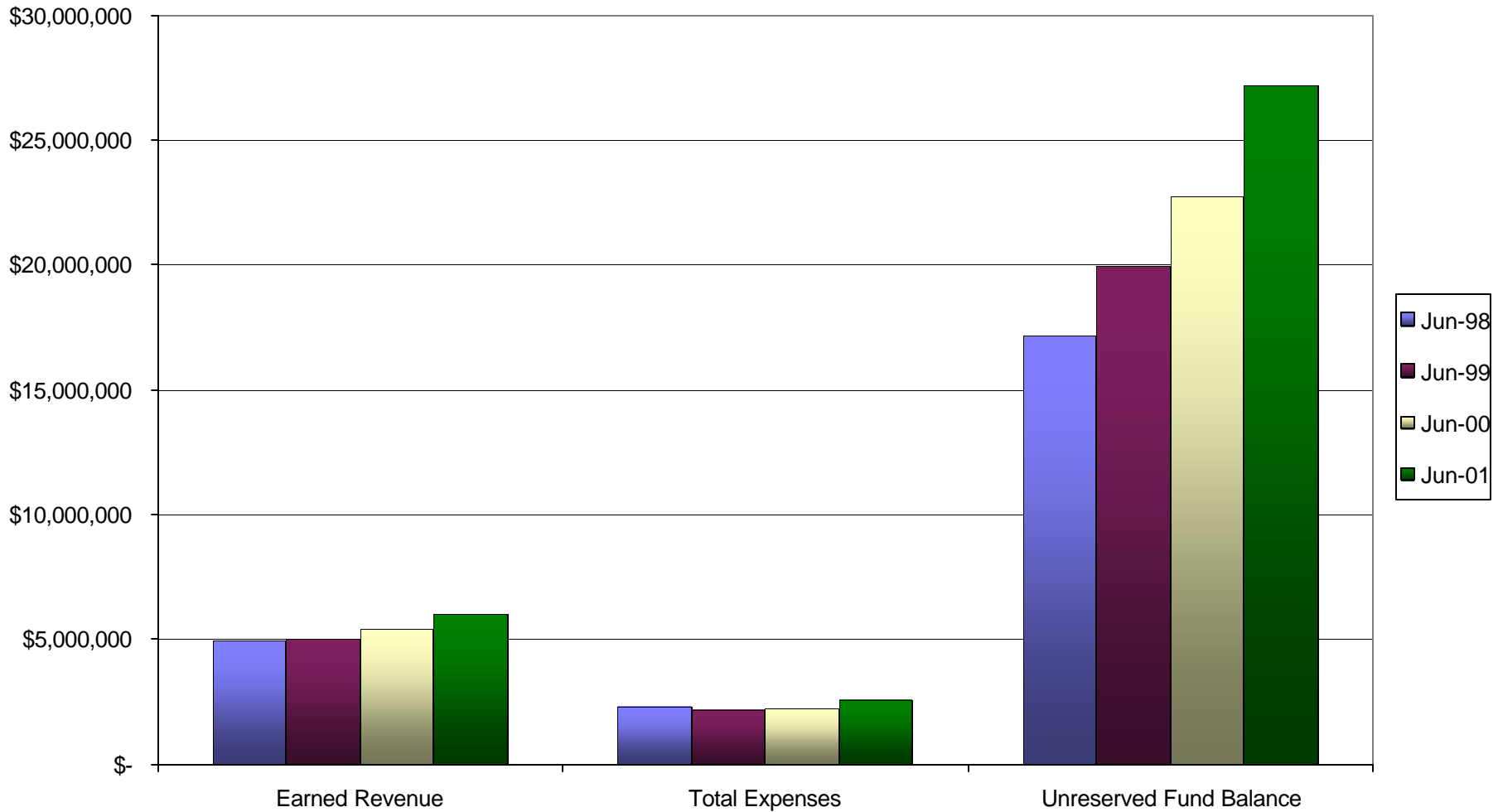
DEPARTMENT OF ENVIRONMENTAL PROTECTION
COAL AND CLAY MINE SUBSIDENCE INSURANCE FUND
EARNED REVENUE COMPARISON BY YEAR



DEPARTMENT OF ENVIRONMENTAL PROTECTION
COAL AND CLAY MINE SUBSIDENCE INSURANCE FUND
EXPENSE COMPARISON BY YEAR



**DEPARTMENT OF ENVIRONMENTAL PROTECTION
COAL AND CLAY MINE SUBSIDENCE INSURANCE FUND
EARNED REVENUE, TOTAL EXPENSES AND UNRESERVED FUND BALANCE COMPARISON
BY YEAR**



DEPARTMENT OF ENVIRONMENTAL PROTECTION
 COAL AND CLAY MINE SUBSIDENCE INSURANCE FUND
 STATEMENT OF CASH FLOWS
 FOR FISCAL YEARS 97-98 THROUGH 00-01

	00 FY ENDING JUNE 2001	99 FY ENDING JUNE 2000	98 FY ENDING JUNE 1999	97 FY ENDING JUNE 1998
CASH & INVESTMENTS - JULY 1, 199X	\$ 29,563,918.16	\$ 26,431,801.15	\$ 23,405,984.09	\$ 20,763,422.78
SOURCES OF CASH				
PREMIUMS COLLECTED	\$ 4,419,218.71	\$ 4,178,072.93	\$ 4,077,411.08	\$ 3,849,547.21
INTEREST INCOME	1,892,354.25	1,533,368.76	1,293,950.43	1,241,533.49
MISCELLANEOUS INCOME	37.38	80.14	158.58	36.23
TOTAL SOURCES OF CASH	\$ 6,311,610.34	\$ 5,711,521.83	\$ 5,371,520.09	\$ 5,091,116.93
USES OF CASH				
EXPENSES PRIOR FY APPROPRIATIONS	\$ 135,014.60	\$ 350,360.12	\$ 150,642.56	\$ 121,477.25
EXPENSES CURRENT FY APPROPRIATIONS	2,581,246.90	2,229,560.13	2,195,300.19	2,326,252.74
CHANGE IN VOUCHER PAYABLE	(79,146.69)	(515.43)	(239.72)	825.63
TOTAL USES OF CASH	\$ 2,637,114.81	\$ 2,579,404.82	\$ 2,345,703.03	\$ 2,448,555.62
NET CHANGE IN CASH	\$ 3,674,495.53	\$ 3,132,117.01	\$ 3,025,817.06	\$ 2,642,561.31
CASH & INVESTMENTS - JUNE 30, 199X	<u>\$ 33,238,413.69</u>	<u>\$ 29,563,918.16</u>	<u>\$ 26,431,801.15</u>	<u>\$ 23,405,984.09</u>
CASH & INVESTMENTS PER TREASURY DEPARTMENT	\$ 33,238,413.69	\$ 29,563,918.16	\$ 26,431,801.15	\$ 23,405,984.09

**DEPARTMENT OF ENVIRONMENTAL PROTECTION
COAL AND CLAY MINE SUBSIDENCE INSURANCE FUND
ALLOCATION AND USE OF FUNDS**

	FY 2000	FY 1999	FY 1998	FY 1997
<u>FUNDS ALLOCATED</u>				
PERSONNEL	\$ 1,628,000.00	\$ 1,702,000.00	\$ 1,463,000.00	\$ 1,358,000.00
OPERATIONAL	1,175,000.00	648,000.00	648,000.00	593,420.00
FIXED ASSETS	27,000.00	16,000.00	41,000.00	43,000.00
INTERFUND DISBURSEMENTS	264,000.00	210,000.00	201,000.00	200,580.00
TOTAL	3,094,000.00	2,576,000.00	\$ 2,353,000.00	\$ 2,195,000.00
<u>FUNDS USED</u>				
PERSONNEL EXP & ENC	1,475,890.67	1,400,990.61	\$ 1,238,792.07	\$ 1,143,716.98
OPERATIONAL EXP & ENC	464,993.32	558,367.05	378,166.61	353,077.01
FIXED ASSET EXP & ENC	7,324.00	10,538.50	11,853.13	34,478.00
(2) INTERFUND DISBURSEMENT	264,000.00	204,108.00	201,000.00	200,580.00
TOTAL	2,212,207.99	2,174,004.16	\$ 1,829,811.81	\$ 1,731,851.99
<u>FUNDS LAPSED</u>				
(1) PERSONNEL	152,109.33	301,009.39	\$ 224,207.93	\$ 214,283.02
(1) OPERATIONAL	710,006.68	89,632.95	297,680.26	240,342.99
FIXED ASSET	19,676.00	5,461.50	0.00	8,522.00
INTERFUND DISBURSEMENTS	0.00	5,892.00	1,300.00	0.00
TOTAL	\$ 881,792.01	\$ 401,995.84	\$ 523,188.19	\$ 463,148.01

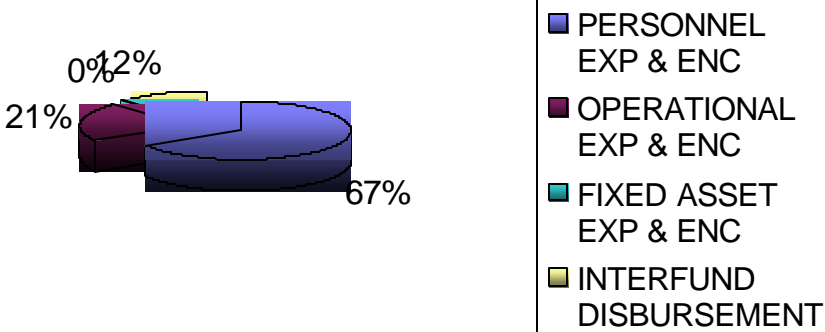
(1)As of October 31, 2001, the prior year appropriation has an available balance of \$166,070.12.

This amount is included in funds lapsed as it is not expected to be expended.


(2)The Interfund Disbursement reimburses the Department's General Fund for computer services utilized by the fund.

**DEPARTMENT OF ENVIRONMENTAL PROTECTION
COAL AND CLAY MINE SUBSIDENCE INSURANCE FUND
EXPENSE COMPARISON PIE CHARTS**

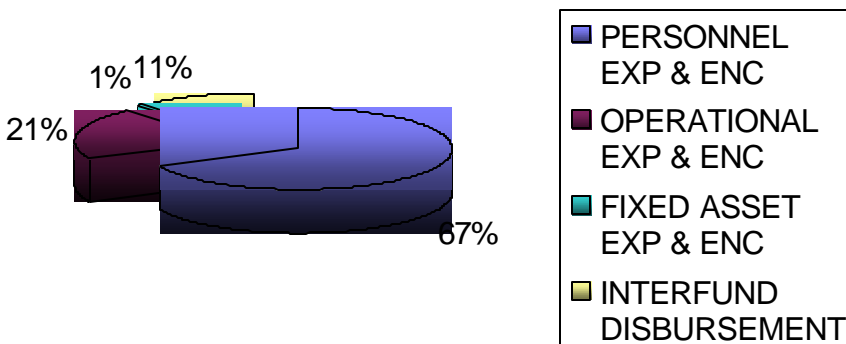
2000-01 FISCAL YEAR EXPENSES



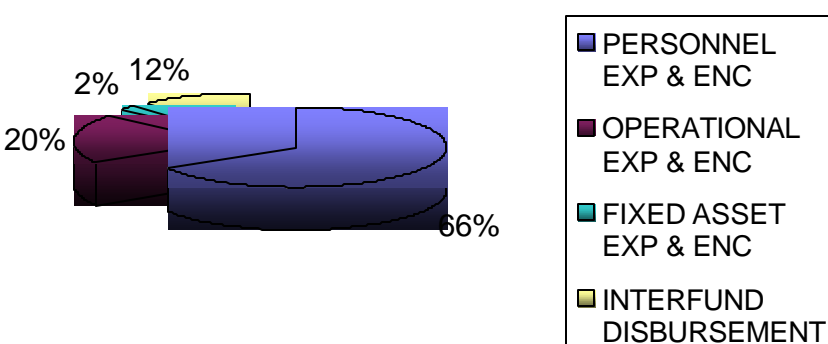
1999-00 FISCAL YEAR EXPENSES



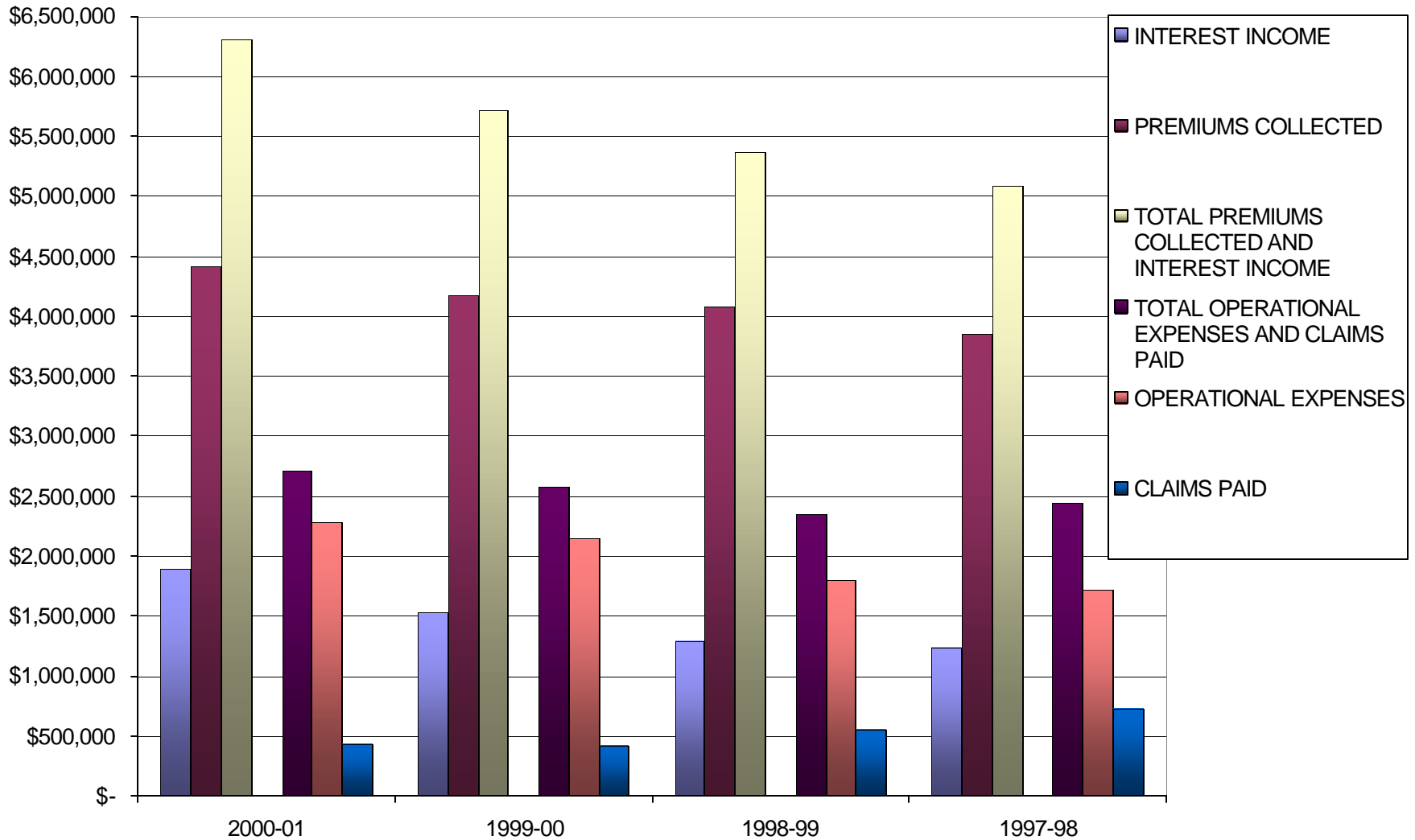
1998-99 FISCAL YEAR EXPENSES



1997-98 FISCAL YEAR EXPENSES

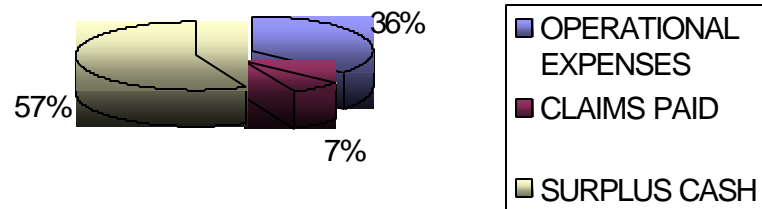


**DEPARTMENT OF ENVIRONMENTAL PROTECTION
 COAL AND CLAY MINE SUBSIDENCE INSURANCE FUND
 COMPARISON OF CLAIMS PAID & OPERATIONAL EXPENSE VS PREMIUMS COLLECTED
 AND INTEREST EARNED**

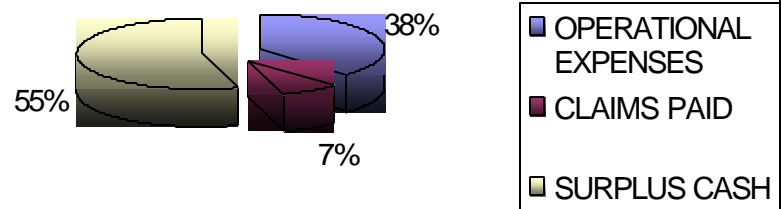


DEPARTMENT OF ENVIRONMENTAL PROTECTION
COAL AND CLAY MINE SUBSIDENCE INSURANCE FUND
USE OF CASH PIE CHARTS

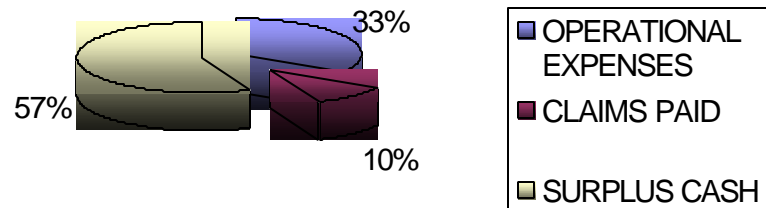
2000-01 FISCAL YEAR



1999-00 FISCAL YEAR



1998-99 FISCAL YEAR



1997-98 FISCAL YEAR

