

FINANCIAL REPORT

**DEPARTMENT OF ENVIRONMENTAL PROTECTION
COAL AND CLAY MINE SUBSIDENCE INSURANCE FUND
BALANCE SHEET
FOR PERIODS ENDING JUNE 30**

	<u>FY 01 ENDING JUNE 2002</u>	<u>FY 00 ENDING JUNE 2001</u>	<u>FY 99 ENDING JUNE 2000</u>	<u>FY 98 ENDING JUNE 1999</u>
ASSETS				
CASH	\$ 902.93	\$ 413.69	\$ 918.16	\$ 801.15
TEMPORARY INVESTMENTS	36,656,000.00	33,238,000.00	29,563,000.00	26,431,000.00
FURNITURE AND EQUIPMENT	89,051.61	108,030.01	124,996.43	158,415.27
LESS ALLOWANCE FOR DEPRECIATION	<u>(38,630.71)</u>	<u>(69,102.49)</u>	<u>(73,959.22)</u>	<u>(87,887.36)</u>
TOTAL ASSETS	<u>\$ 36,707,323.83</u>	<u>\$ 33,277,341.21</u>	<u>\$ 29,614,955.37</u>	<u>\$ 26,502,329.06</u>
LIABILITIES				
VOUCHERS PAYABLE	\$ 42,347.65	\$ 81,300.62	\$ 2,153.93	\$ 1,638.50
LIABILITY FOR OUTSTANDING CLAIMS	681,068.00	508,021.00	468,598.00	811,453.00
UNEARNED PREMIUMS	1,962,575.45	1,959,923.96	1,902,683.93	1,799,453.86
TOTAL LIABILITIES	<u>\$ 2,685,991.10</u>	<u>\$ 2,549,245.58</u>	<u>\$ 2,373,435.86</u>	<u>\$ 2,612,545.36</u>
FUND EQUITY				
UNRESERVED FUND BALANCE	30,375,641.34	27,187,788.18	22,759,926.59	19,927,026.84
RESERVED CURRENT ENCUMBRANCES	658,441.80	782,197.61	1,944,444.03	1,634,511.62
RESERVED FOR CATASTROPHIES	<u>2,987,249.59</u>	<u>2,758,109.84</u>	<u>2,537,148.89</u>	<u>2,328,245.24</u>
TOTAL FUND EQUITY	<u>\$ 34,021,332.73</u>	<u>\$ 30,728,095.63</u>	<u>\$ 27,241,519.51</u>	<u>\$ 23,889,783.70</u>
TOTAL LIABILITIES AND FUND EQUITY	<u>\$ 36,707,323.83</u>	<u>\$ 33,277,341.21</u>	<u>\$ 29,614,955.37</u>	<u>\$ 26,502,329.06</u>

PREPARED BY COMPTROLLER'S OFFICE

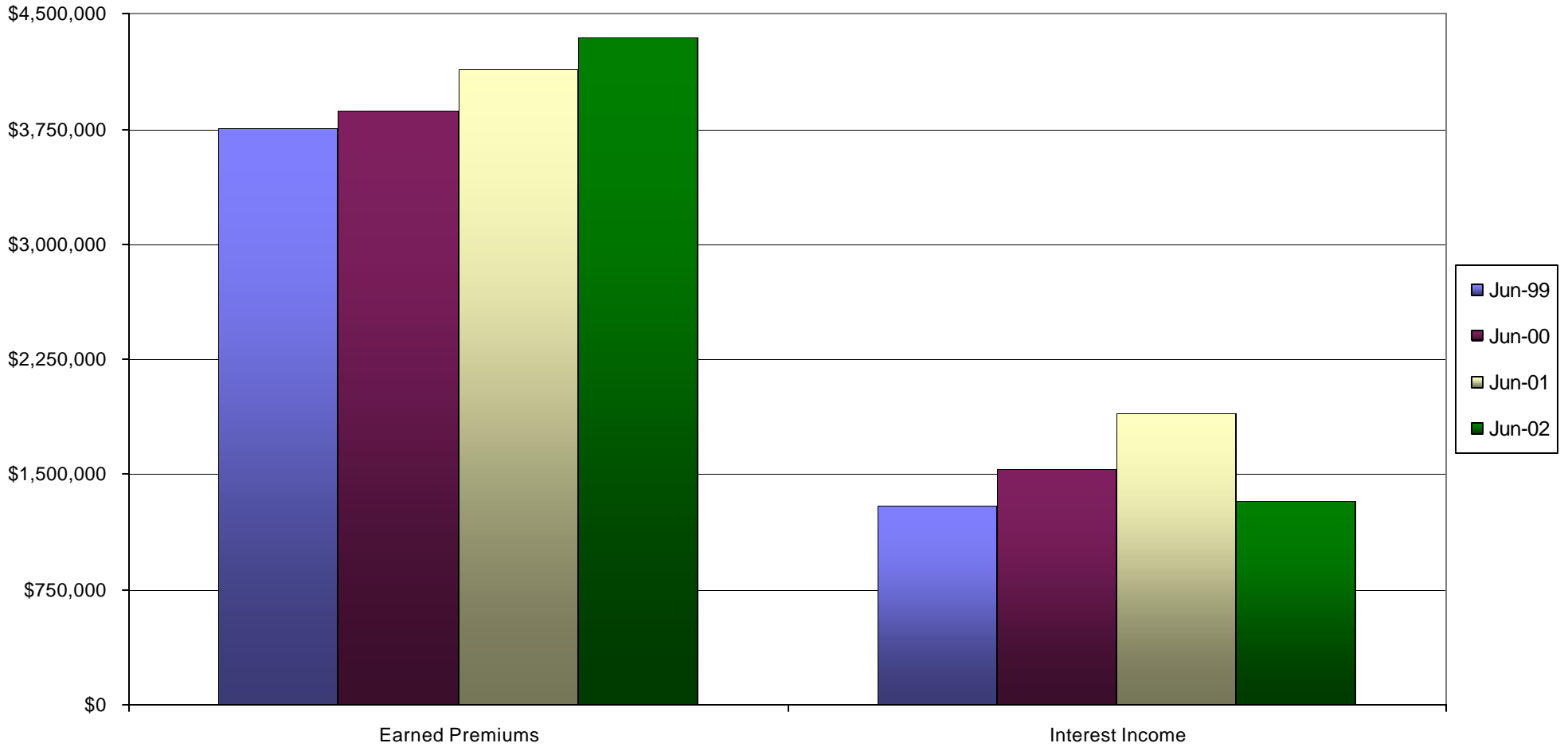
**COAL AND CLAY MINE SUBSIDENCE INSURANCE FUND
STATEMENT OF CHANGES IN UNRESERVED FUND BALANCE
FOR THE PERIODS ENDING JUNE 30**

	FY 01 ENDING Jun-02	FY 00 ENDING Jun-01	FY 99 ENDING Jun-00	FY 98 ENDING Jun-99
UNRESERVED FUND BALANCE BEGINNING	\$27,187,788.18	\$22,759,926.59	\$19,927,026.84	\$17,149,560.15
ADD:				
RESERVE FOR OUTSTANDING CLAIMS - JULY 1, 199X	\$508,021.00	\$468,598.00	\$811,453.00	\$1,117,301.00
PRIOR YEAR LAPSES	473,992.54	1,809,429.43	1,284,151.50	1,263,390.52
EARNED PREMIUMS	4,348,801.56	4,141,474.61	3,866,748.30	3,750,211.06
INTEREST INCOME	1,319,086.09	1,892,354.25	1,533,368.76	1,293,950.43
MISCELLANEOUS INCOME	6.30	37.38	80.14	158.58
	<u>\$33,837,695.67</u>	<u>\$31,071,820.26</u>	<u>\$27,422,828.54</u>	<u>\$24,574,571.74</u>
TOTAL FUNDS AVAILABLE	\$33,837,695.67	\$31,071,820.26	\$27,422,828.54	\$24,574,571.74
LESS:				
CLAIMS PAID	\$208,062.50	\$436,366.40	\$221,431.92	\$552,786.75
ADMINISTRATIVE EXPENSES	1,585,883.22	1,853,614.04	1,779,485.58	1,399,248.76
(1) INTERFUND DISBURSEMENTS	289,822.00	264,000.00	204,108.00	201,000.00
(2) DEPRECIATION EXPENSE	17,092.62	22,648.19	25,628.62	28,976.91
PREMIUM REFUNDS	21,684.19	17,184.84	19,205.80	19,567.86
CURRENT COMMITMENTS	658,441.80	782,197.61	1,944,444.03	1,634,511.62
RESERVE FOR OUTSTANDING CLAIMS - JUNE 30, 199X	681,068.00	508,021.00	468,598.00	811,453.00
	<u>\$3,462,054.33</u>	<u>\$3,884,032.08</u>	<u>\$4,662,901.95</u>	<u>\$4,647,544.90</u>
TOTAL EXPENSES/COMMITMENTS & RESERVE	\$3,462,054.33	\$3,884,032.08	\$4,662,901.95	\$4,647,544.90
UNRESERVED FUND BALANCE ENDING	<u>\$30,375,641.34</u>	<u>\$27,187,788.18</u>	<u>\$22,759,926.59</u>	<u>\$19,927,026.84</u>

(1) Interfund Disbursements reimburse the Department's General Fund for computer services utilized.

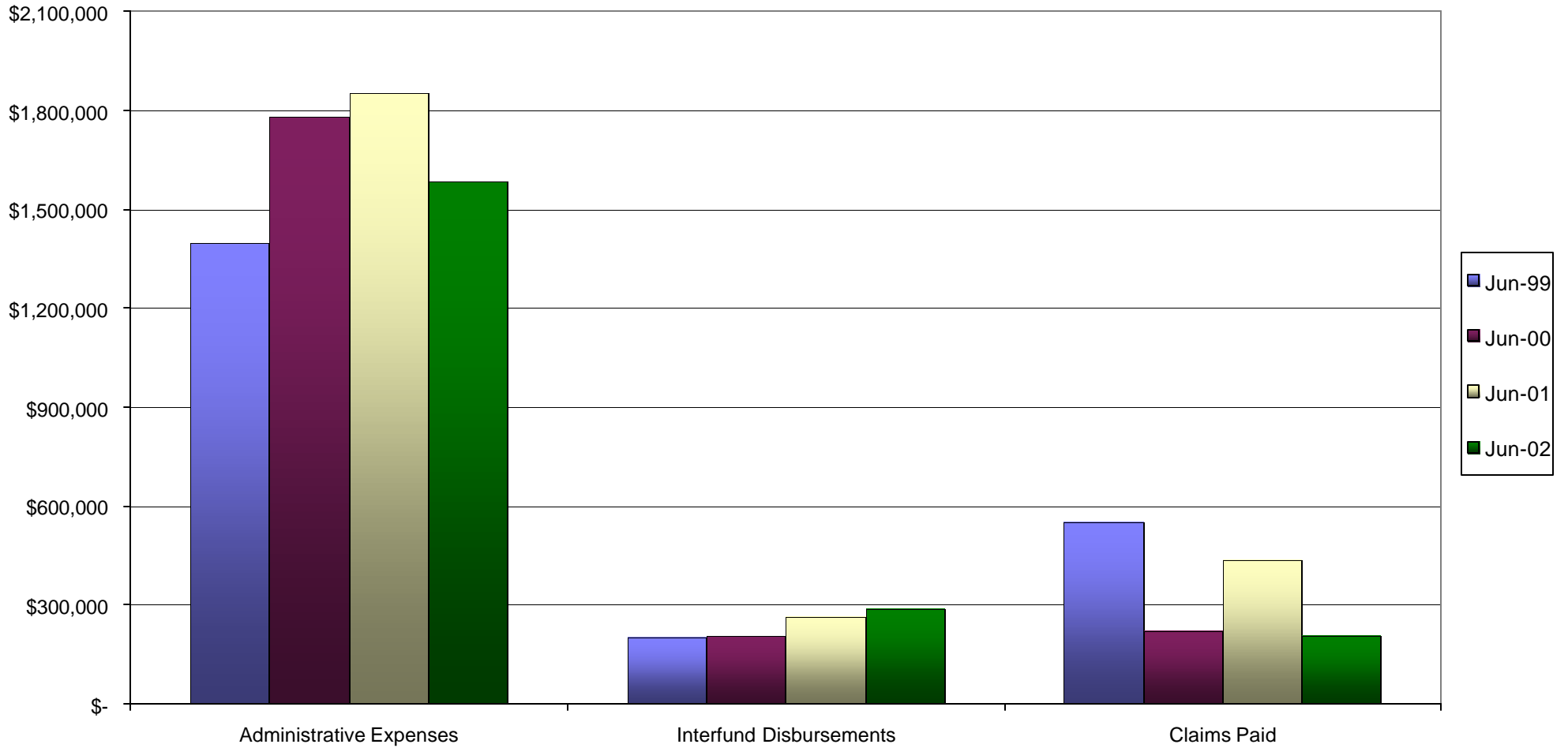
(2) Depreciation method utilized is straight line for five years.

DEPARTMENT OF ENVIRONMENTAL PROTECTION
COAL AND CLAY MINE SUBSIDENCE INSURANCE FUND
EARNED REVENUE COMPARISON BY YEAR



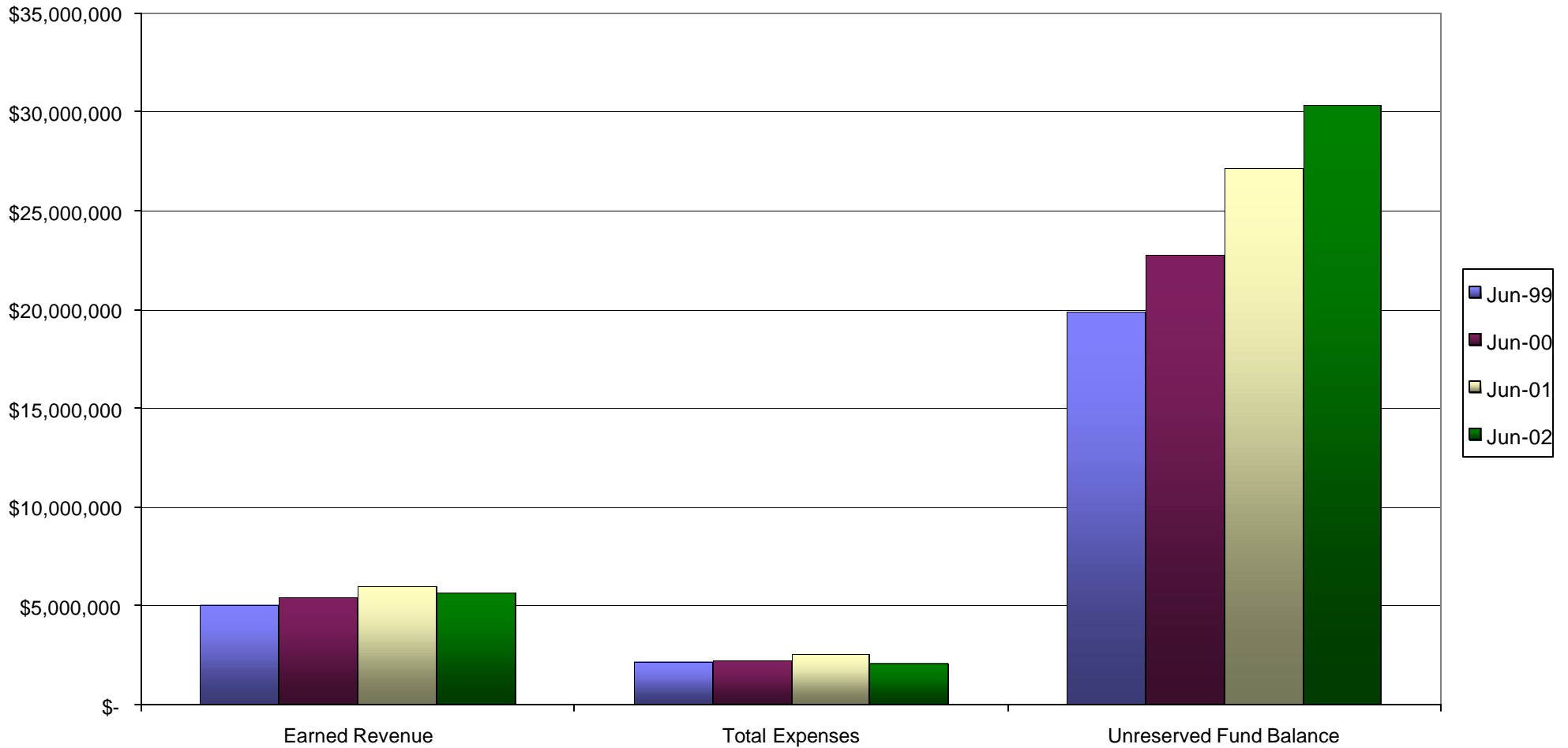
PREPARED BY COMPTROLLER'S OFFICE

DEPARTMENT OF ENVIRONMENTAL PROTECTION
COAL AND CLAY MINE SUBSIDENCE INSURANCE FUND
EXPENSE COMPARISON BY YEAR



PREPARED BY COMPTROLLER'S OFFICE

**DEPARTMENT OF ENVIRONMENTAL PROTECTION
COAL AND CLAY MINE SUBSIDENCE INSURANCE FUND
EARNED REVENUE, TOTAL EXPENSES AND UNRESERVED FUND BALANCE COMPARISON BY YEAR**



**DEPARTMENT OF ENVIRONMENTAL PROTECTION
COAL AND CLAY MINE SUBSIDENCE INSURANCE FUND
STATEMENT OF CASH FLOWS
FOR FISCAL YEARS 98-99 THROUGH 01-02**

	01 FY ENDING JUNE 2002	00 FY ENDING JUNE 2001	99 FY ENDING JUNE 2000	98 FY ENDING JUNE 1999
CASH & INVESTMENTS - JULY 1, 199X	\$ 33,238,413.69	\$ 29,563,918.16	\$ 26,431,801.15	\$ 23,405,984.09
SOURCES OF CASH				
PREMIUMS COLLECTED	\$ 4,582,794.92	\$ 4,419,218.71	\$ 4,178,072.93	\$ 4,077,411.08
INTEREST INCOME	1,319,086.09	1,892,354.25	1,533,368.76	1,293,950.43
MISCELLANEOUS INCOME	6.30	37.38	80.14	158.58
TOTAL SOURCES OF CASH	\$ 5,901,887.31	\$ 6,311,610.34	\$ 5,711,521.83	\$ 5,371,520.09
USES OF CASH				
EXPENSES PRIOR FY APPROPRIATIONS	\$ 308,205.07	\$ 135,014.60	\$ 350,360.12	\$ 150,642.56
EXPENSES CURRENT FY APPROPRIATIONS	2,136,240.03	2,581,246.90	2,229,560.13	2,195,300.19
CHANGE IN VOUCHER PAYABLE	38,952.97	(79,146.69)	(515.43)	(239.72)
TOTAL USES OF CASH	\$ 2,483,398.07	\$ 2,637,114.81	\$ 2,579,404.82	\$ 2,345,703.03
NET CHANGE IN CASH	\$ 3,418,489.24	\$ 3,674,495.53	\$ 3,132,117.01	\$ 3,025,817.06
CASH & INVESTMENTS - JUNE 30, 199X	<u>\$ 36,656,902.93</u>	<u>\$ 33,238,413.69</u>	<u>\$ 29,563,918.16</u>	<u>\$ 26,431,801.15</u>
CASH & INVESTMENTS PER TREASURY DEPARTMENT	\$ 36,656,902.93	\$ 33,238,413.69	\$ 29,563,918.16	\$ 26,431,801.15

PREPARED BY COMPTROLLER'S OFFICE

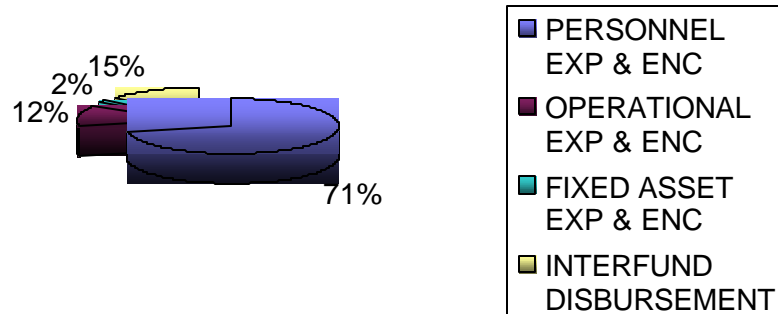
**DEPARTMENT OF ENVIRONMENTAL PROTECTION
COAL AND CLAY MINE SUBSIDENCE INSURANCE FUND
ALLOCATION AND USE OF FUNDS**

<u>FUNDS ALLOCATED</u>	FY 2001	FY 2000	FY 1999	FY 1998
PERSONNEL	\$ 1,778,000.00	\$ 1,628,000.00	\$ 1,702,000.00	\$ 1,463,000.00
OPERATIONAL	656,000.00	1,175,000.00	648,000.00	648,000.00
FIXED ASSETS	42,000.00	27,000.00	16,000.00	41,000.00
INTERFUND DISBURSEMENTS	290,000.00	264,000.00	210,000.00	201,000.00
TOTAL	2,766,000.00	3,094,000.00	2,576,000.00	\$ 2,353,000.00
<u>FUNDS USED</u>				
PERSONNEL EXP & ENC	1,428,038.36	1,475,890.67	1,400,990.61	\$ 1,238,792.07
OPERATIONAL EXP & ENC	247,464.20	464,993.32	558,367.05	378,166.61
FIXED ASSET EXP & ENC	33,226.77	7,324.00	10,538.50	11,853.13
INTERFUND DISBURSEMENT	289,822.00	264,000.00	204,108.00	201,000.00
TOTAL	1,998,551.33	2,212,207.99	2,174,004.16	\$ 1,829,811.81
<u>FUNDS LAPSED</u>				
PERSONNEL	349,961.64	152,109.33	301,009.39	\$ 224,207.93
OPERATIONAL	408,535.80	710,006.68	89,632.95	297,680.26
FIXED ASSET	8,773.23	19,676.00	5,461.50	0.00
INTERFUND DISBURSEMENTS	178.00	0.00	5,892.00	1,300.00
TOTAL	\$ 767,448.67	\$ 881,792.01	\$ 401,995.84	\$ 523,188.19


PREPARED BY COMPTROLLER'S OFFICE

**DEPARTMENT OF ENVIRONMENTAL PROTECTION
COAL AND CLAY MINE SUBSIDENCE INSURANCE FUND
EXPENSE COMPARISON PIE CHARTS**

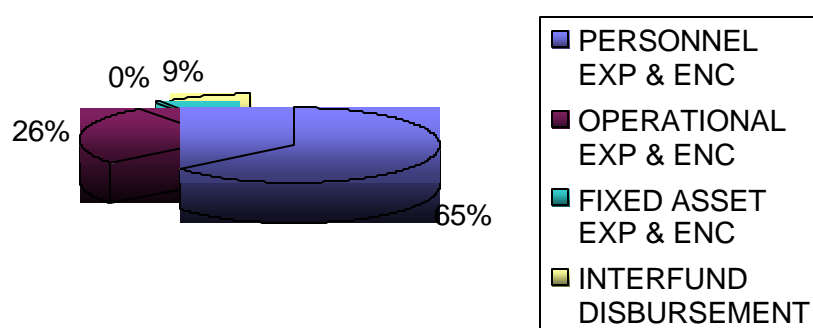
2001-02 FISCAL YEAR EXPENSES



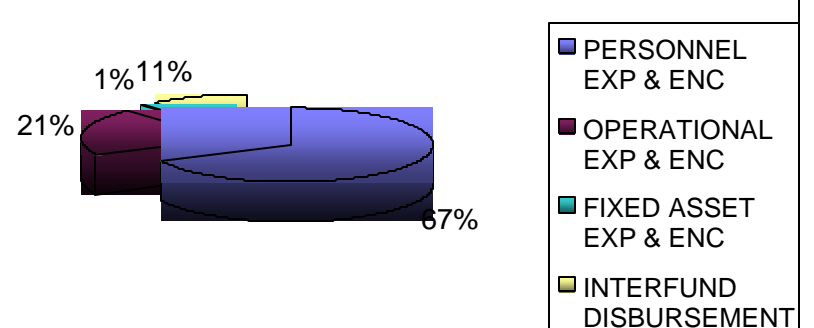
2000-01 FISCAL YEAR EXPENSES



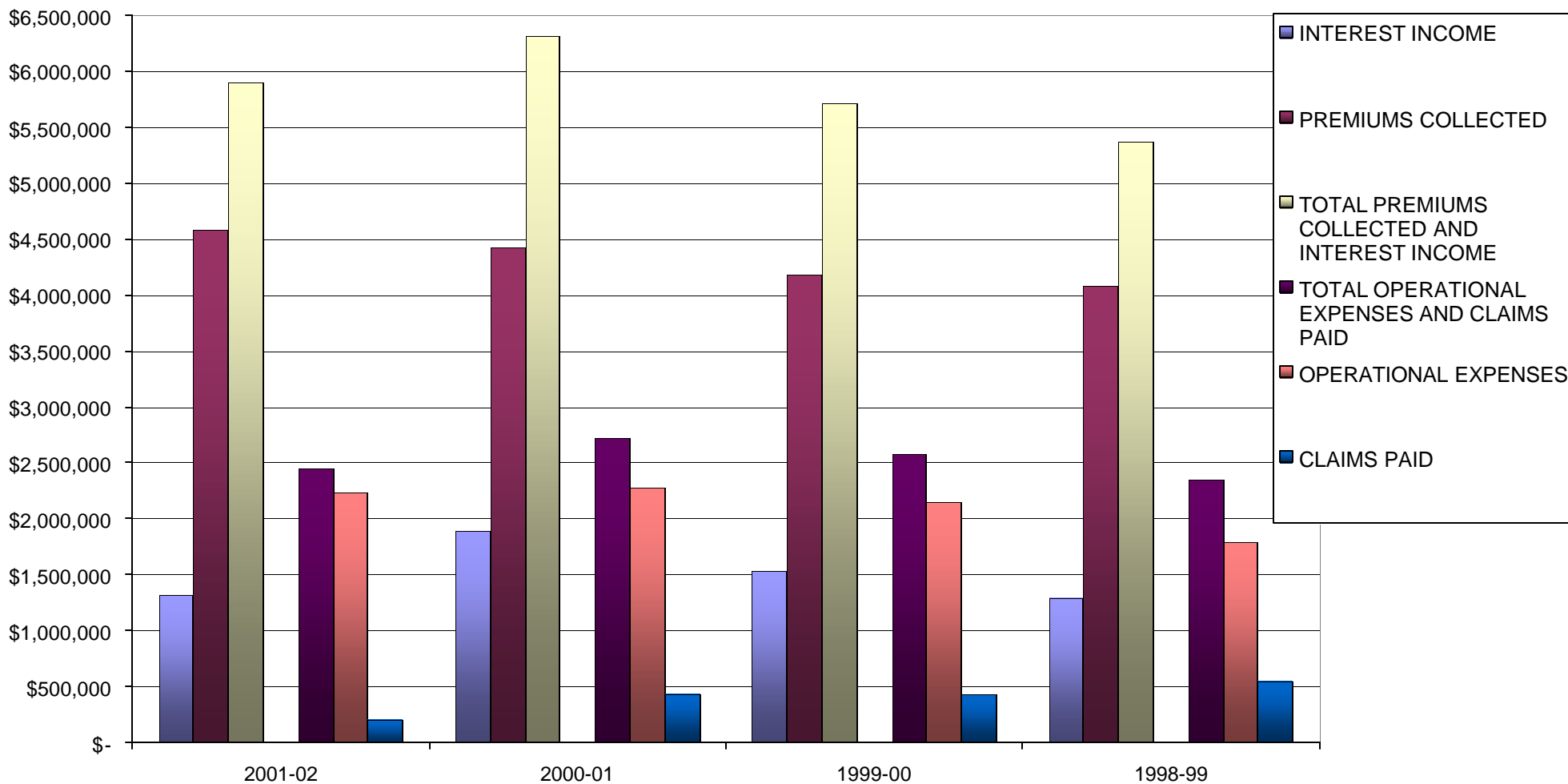
1999-00 FISCAL YEAR EXPENSES



1998-99 FISCAL YEAR EXPENSES



**DEPARTMENT OF ENVIRONMENTAL PROTECTION
 COAL AND CLAY MINE SUBSIDENCE INSURANCE FUND
 COMPARISON OF CLAIMS PAID & OPERATIONAL EXPENSE VS PREMIUMS COLLECTED AND INTEREST EARNED**



PREPARED BY COMPTROLLER'S OFFICE

**DEPARTMENT OF ENVIRONMENTAL PROTECTION
 COAL AND CLAY MINE SUBSIDENCE INSURANCE FUND
 USE OF CASH PIE CHARTS**

