

**FINANCIAL REPORT**

**DEPARTMENT OF ENVIRONMENTAL PROTECTION  
COAL AND CLAY MINE SUBSIDENCE INSURANCE FUND  
BALANCE SHEET  
FOR PERIODS ENDING JUNE 30**

	FY 04 ENDING JUNE 2005	FY 03 ENDING JUNE 2004	FY 02 ENDING JUNE 2003	FY 01 ENDING JUNE 2002
<b>ASSETS</b>				
CASH				\$ 902.93
TEMPORARY INVESTMENTS	47,644,940.54	43,127,644.40	39,945,615.55	36,656,000.00
FURNITURE AND EQUIPMENT	77,582.27	83,720.19	103,666.38	89,051.61
LESS ALLOWANCE FOR DEPRECIATION	(34,947.87)	(24,955.81)	(55,503.27)	(38,630.71)
<b>TOTAL ASSETS</b>	<b>\$ 47,687,574.94</b>	<b>\$ 43,186,408.78</b>	<b>\$ 39,993,778.66</b>	<b>\$ 36,707,323.83</b>
<b>LIABILITIES</b>				
VOUCHERS PAYABLE	\$ 72,844.55	\$ 32,110.05	\$ 41,938.64	\$ 42,347.65
LIABILITY FOR OUTSTANDING CLAIMS	706,426.00	847,327.00	733,179.00	681,068.00
UNEARNED PREMIUMS	2,435,955.34	2,242,266.06	2,225,581.32	1,962,575.45
<b>TOTAL LIABILITIES</b>	<b>\$ 3,215,225.89</b>	<b>\$ 3,121,703.11</b>	<b>\$ 3,000,698.96</b>	<b>\$ 2,685,991.10</b>
<b>FUND EQUITY</b>				
UNRESERVED FUND BALANCE	38,345,724.27	34,959,147.69	33,211,796.92	30,375,641.34
RESERVED CURRENT ENCUMBRANCES	82,496.39	185,436.98	544,653.55	658,441.80
RESERVED FOR CATASTROPHIES	3,763,750.61	3,489,229.46	3,236,629.23	2,987,249.59
RESERVED FOR DIRECT CHARGES & PAYROLL	2,280,377.78	1,430,891.54	0.00	0.00
<b>TOTAL FUND EQUITY</b>	<b>\$ 44,472,349.05</b>	<b>\$ 40,064,705.67</b>	<b>\$ 36,993,079.70</b>	<b>\$ 34,021,332.73</b>
<b>TOTAL LIABILITIES AND FUND EQUITY</b>	<b>\$ 47,687,574.94</b>	<b>\$ 43,186,408.78</b>	<b>\$ 39,993,778.66</b>	<b>\$ 36,707,323.83</b>

PREPARED BY COMPTROLLER'S OFFICE

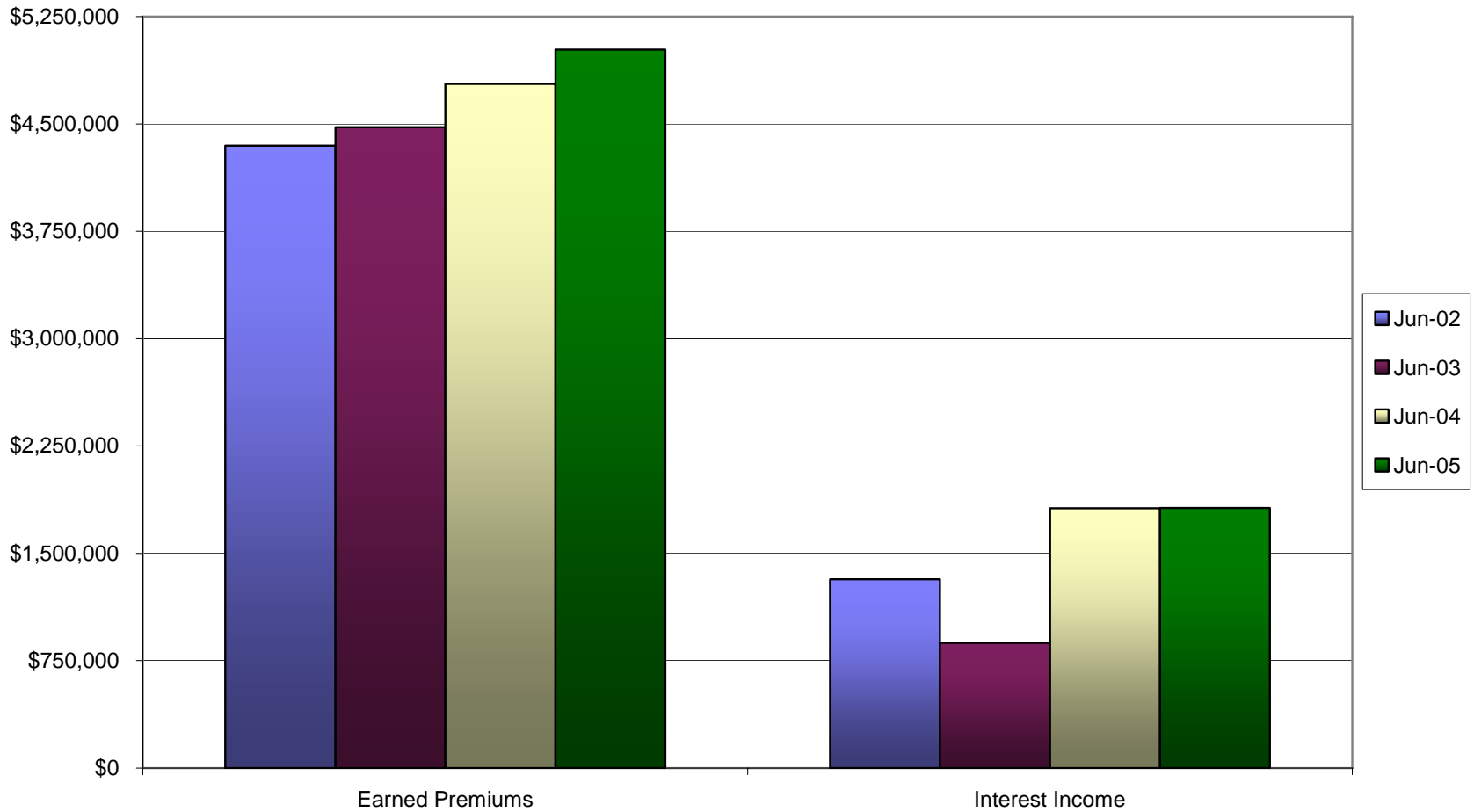
**DEPARTMENT OF ENVIRONMENTAL PROTECTION  
COAL AND CLAY MINE SUBSIDENCE INSURANCE FUND  
STATEMENT OF CHANGES IN UNRESERVED FUND BALANCE  
FOR THE PERIODS ENDING JUNE 30**

	FY 03 ENDING Jun-05	FY 03 ENDING Jun-04	FY 02 ENDING Jun-03	FY 01 ENDING Jun-02
UNRESERVED FUND BALANCE BEGINNING	\$34,959,147.69	\$33,211,796.92	\$30,375,641.34	\$27,187,788.18
ADD:				
RESERVE FOR OUTSTANDING CLAIMS - JULY 1, XXXX	\$847,327.00	\$733,179.00	\$681,068.00	\$508,021.00
PRIOR YEAR LAPSES	1,349,136.46	193,389.16	602,089.09	473,992.54
EARNED PREMIUMS	5,018,577.49	4,780,180.63	4,476,937.71	4,348,801.56
INTEREST INCOME	1,816,456.54	1,815,775.52	875,036.06	1,319,086.09
MISCELLANEOUS INCOME		13.32	32.76	6.30
<b>TOTAL FUNDS AVAILABLE</b>	<b>\$43,990,645.18</b>	<b>\$40,734,334.55</b>	<b>\$37,010,804.96</b>	<b>\$33,837,695.67</b>
LESS:				
CLAIMS PAID	\$604,178.74	\$1,126,212.38	\$317,128.95	\$208,062.50
ADMINISTRATIVE EXPENSES	1,583,470.04	1,808,099.47	1,834,256.68	1,585,883.22
(1) INTERFUND DISBURSEMENTS	338,677.00	339,516.00	329,628.00	289,822.00
(2) DEPRECIATION EXPENSE	16,129.98	13,241.73	16,872.56	17,092.62
PREMIUM REFUNDS	33,164.98	24,461.76	23,289.30	21,684.19
CURRENT COMMITMENTS	82,496.39	185,436.98	544,653.55	658,441.80
RESERVE FOR DIRECT CHARGES & PAYROLL	2,280,377.78	1,430,891.54		
RESERVE FOR OUTSTANDING CLAIMS - JUNE 30, XXXX	706,426.00	847,327.00	733,179.00	681,068.00
<b>TOTAL EXPENSES/COMMITMENTS &amp; RESERVE</b>	<b>\$5,644,920.91</b>	<b>\$5,775,186.86</b>	<b>\$3,799,008.04</b>	<b>\$3,462,054.33</b>
<b>UNRESERVED FUND BALANCE ENDING</b>	<b>\$38,345,724.27</b>	<b>\$34,959,147.69</b>	<b>\$33,211,796.92</b>	<b>\$30,375,641.34</b>

(1) Interfund Disbursements reimburse the Department's General Fund for computer services utilized.

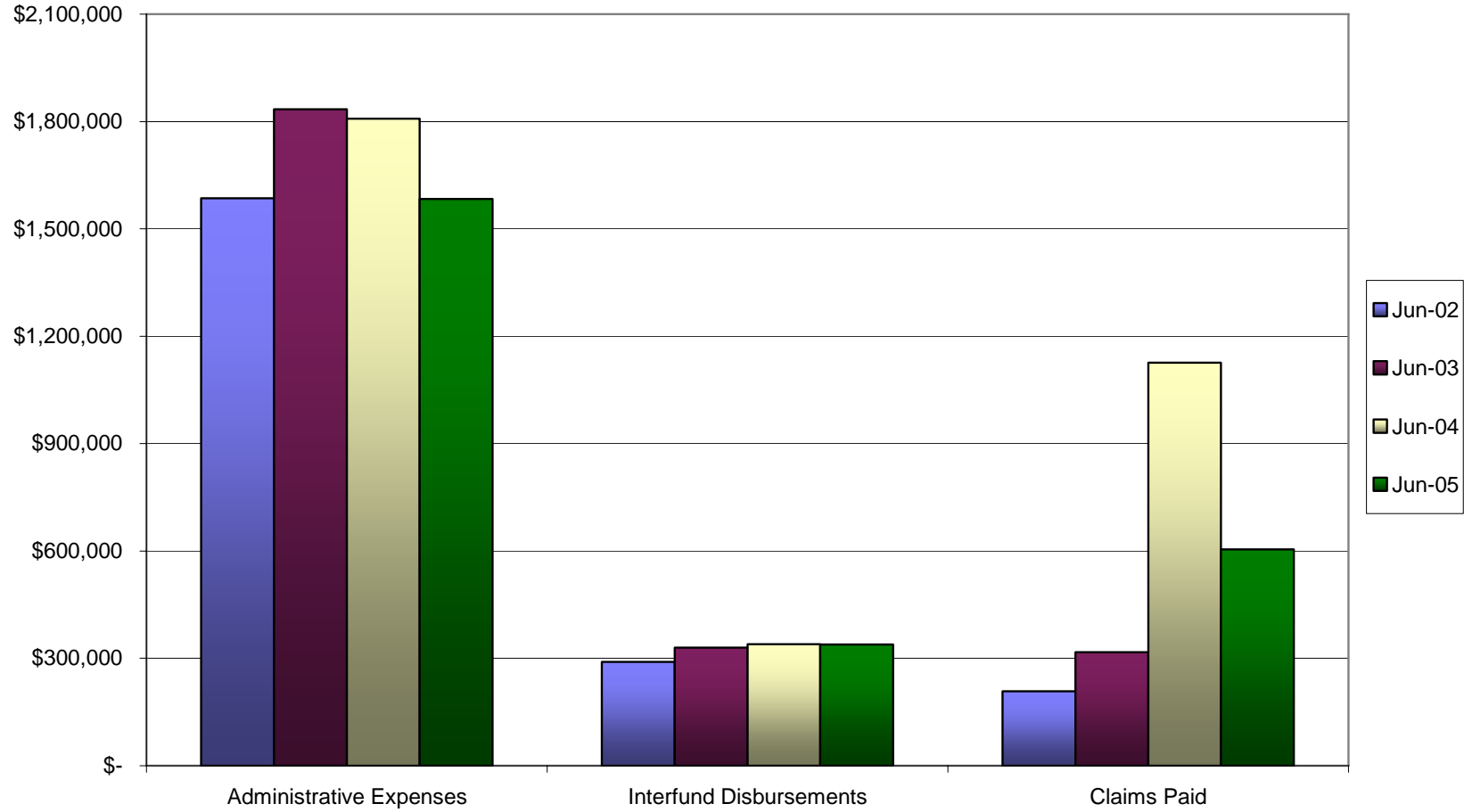
(2) Depreciation method utilized is straight line for five years.

**DEPARTMENT OF ENVIRONMENTAL PROTECTION  
COAL AND CLAY MINE SUBSIDENCE INSURANCE FUND  
EARNED REVENUE COMPARISON BY YEAR**



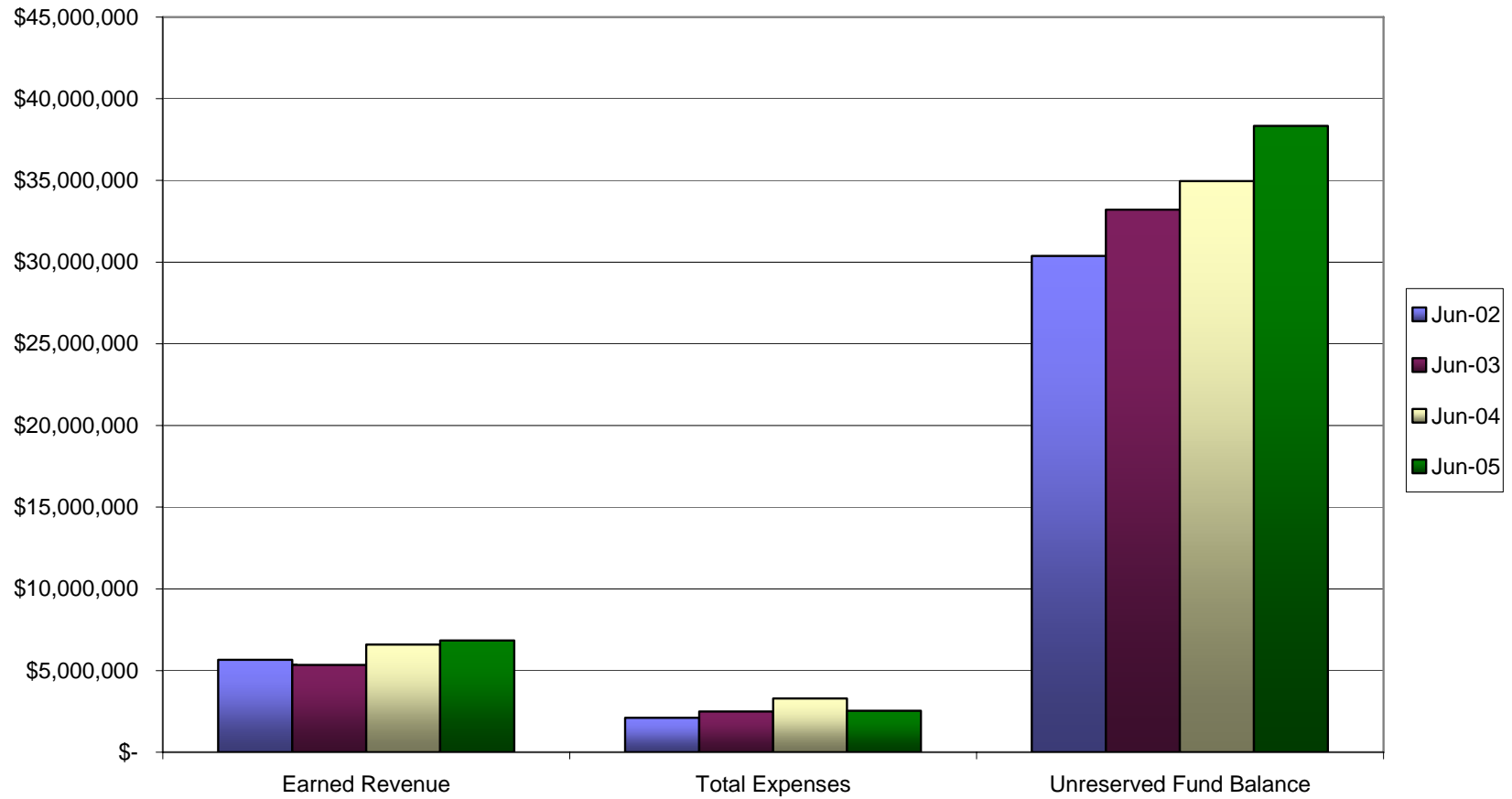
PREPARED BY COMPTROLLER'S OFFICE

**DEPARTMENT OF ENVIRONMENTAL PROTECTION  
COAL AND CLAY MINE SUBSIDENCE INSURANCE FUND  
EXPENSE COMPARISON BY YEAR**



PREPARED BY COMPTROLLER'S OFFICE

**DEPARTMENT OF ENVIRONMENTAL PROTECTION  
 COAL AND CLAY MINE SUBSIDENCE INSURANCE FUND  
 EARNED REVENUE, TOTAL EXPENSES AND UNRESERVED FUND BALANCE COMPARISON  
 BY YEAR**



PREPARED BY COMPTROLLER'S OFFICE

**DEPARTMENT OF ENVIRONMENTAL PROTECTION  
COAL AND CLAY MINE SUBSIDENCE INSURANCE FUND  
STATEMENT OF CASH FLOWS  
FOR FISCAL YEARS 01-02 THROUGH 04-05**

	04 FY ENDING JUNE 2005	03 FY ENDING JUNE 2004	02 FY ENDING JUNE 2003	01 FY ENDING JUNE 2002
CASH & INVESTMENTS - JULY 1, XXXX	\$ 43,127,644.40	\$ 39,945,615.55	\$ 36,656,902.93	\$ 33,238,413.69
SOURCES OF CASH				
PREMIUMS COLLECTED	\$ 5,490,422.99	\$ 5,052,004.47	\$ 4,987,592.58	\$ 4,582,794.92
INTEREST INCOME	1,816,456.54	1,815,775.52	875,036.06	1,319,086.09
MISCELLANEOUS INCOME	0.00	13.32	32.76	6.30
TOTAL SOURCES OF CASH	\$ 7,306,879.53	\$ 6,867,793.31	\$ 5,862,661.40	\$ 5,901,887.31
USES OF CASH				
EXPENSES PRIOR FY APPROPRIATIONS	\$ 267,192.06	\$ 351,264.39	\$ 56,352.71	\$ 308,205.07
EXPENSES CURRENT FY APPROPRIATIONS	2,563,126.33	3,324,671.48	2,517,187.06	2,136,240.03
CHANGE IN VOUCHER PAYABLE	(40,735.00)	9,828.59	409.01	38,952.97
TOTAL USES OF CASH	\$ 2,789,583.39	\$ 3,685,764.46	\$ 2,573,948.78	\$ 2,483,398.07
NET CHANGE IN CASH	\$ 4,517,296.14	\$ 3,182,028.85	\$ 3,288,712.62	\$ 3,418,489.24
CASH & INVESTMENTS - JUNE 30, XXXX	<u>\$ 47,644,940.54</u>	<u>\$ 43,127,644.40</u>	<u>\$ 39,945,615.55</u>	<u>\$ 36,656,902.93</u>
CASH & INVESTMENTS PER TREASURY DEPARTMENT	\$ 47,644,940.54	\$ 43,127,644.40	\$ 39,945,615.55	\$ 36,656,902.93

PREPARED BY COMPTROLLER'S OFFICE

**DEPARTMENT OF ENVIRONMENTAL PROTECTION  
COAL AND CLAY MINE SUBSIDENCE INSURANCE FUND  
ALLOCATION AND USE OF FUNDS**

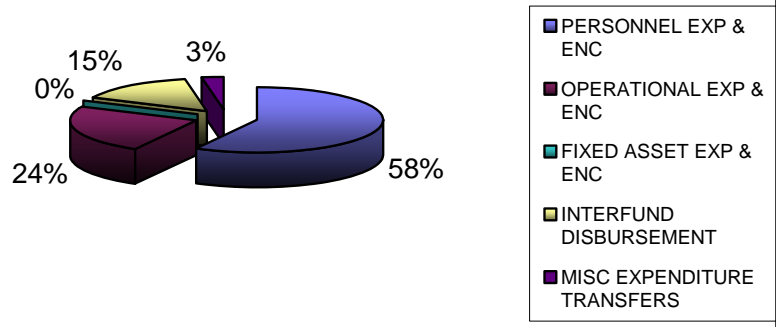
<b><u>FUNDS ALLOCATED</u></b>	FY 2004	FY 2003	FY 2002	FY 2001
PERSONNEL	\$ 1,765,000.00	\$ 1,822,000.00	\$ 1,668,000.00	\$ 1,778,000.00
OPERATIONAL	811,000.00	656,383.00	827,000.00	656,000.00
FIXED ASSETS	75,000.00	95,052.46	110,000.00	42,000.00
INTERFUND DISBURSEMENTS	350,000.00	350,000.00	366,000.00	290,000.00
MISC EXPENDITURE TRANSFERS	-	-	-	-
TOTAL	<b>\$ 3,001,000.00</b>	<b>2,923,435.46</b>	<b>2,971,000.00</b>	<b>2,766,000.00</b>
<b><u>FUNDS USED</u></b>				
PERSONNEL EXP & ENC	1,280,482.56	1,350,304.28	1,470,259.24	1,428,038.36
OPERATIONAL EXP & ENC	529,366.90	634,437.63	482,142.60	247,464.20
FIXED ASSET EXP & ENC	-	15,073.00	11,420.00	33,226.77
INTERFUND DISBURSEMENT	338,677.00	339,516.00	351,186.66	289,822.00
MISC EXPENDITURE TRANSFERS	(61,441.36)	-	-	-
TOTAL	<b>\$ 2,087,085.10</b>	<b>2,339,330.91</b>	<b>2,315,008.50</b>	<b>1,998,551.33</b>
<b><u>FUNDS LAPSED</u></b>				
PERSONNEL	484,517.44	471,695.72	127,913.06	349,961.64
OPERATIONAL	281,633.10	21,945.37	281,922.43	408,535.80
FIXED ASSET	75,000.00	79,979.46	98,580.00	8,773.23
INTERFUND DISBURSEMENTS	11,323.00	10,484.00	6,372.00	178.00
MISC EXPENDITURE TRANSFERS	61,441.36	-	-	-
TOTAL	<b>\$ 913,914.90</b>	<b>\$ 584,104.55</b>	<b>\$ 514,787.49</b>	<b>\$ 767,448.67</b>

PREPARED BY COMPTROLLER'S OFFICE

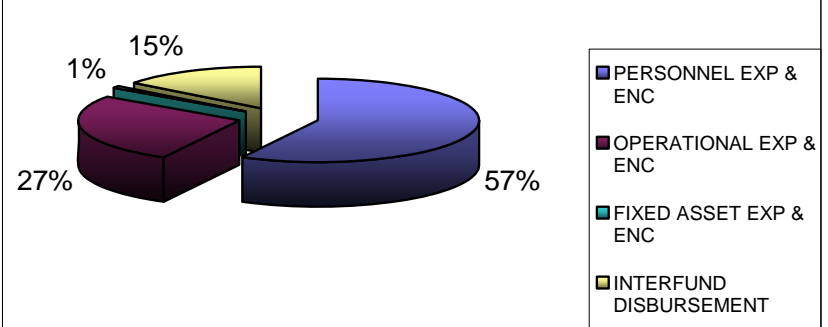


**DEPARTMENT OF ENVIRONMENTAL PROTECTION  
 COAL AND CLAY MINE SUBSIDENCE INSURANCE FUND  
 EXPENSE COMPARISON PIE CHARTS**

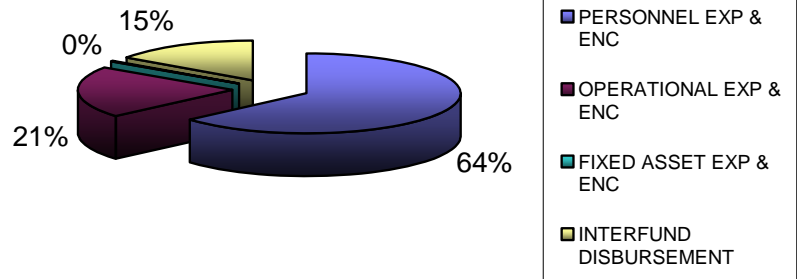
**2004-05 FISCAL YEAR EXPENSES**



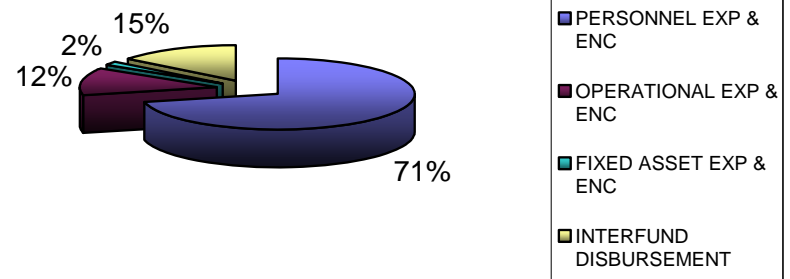
**2003-04 FISCAL YEAR EXPENSES**



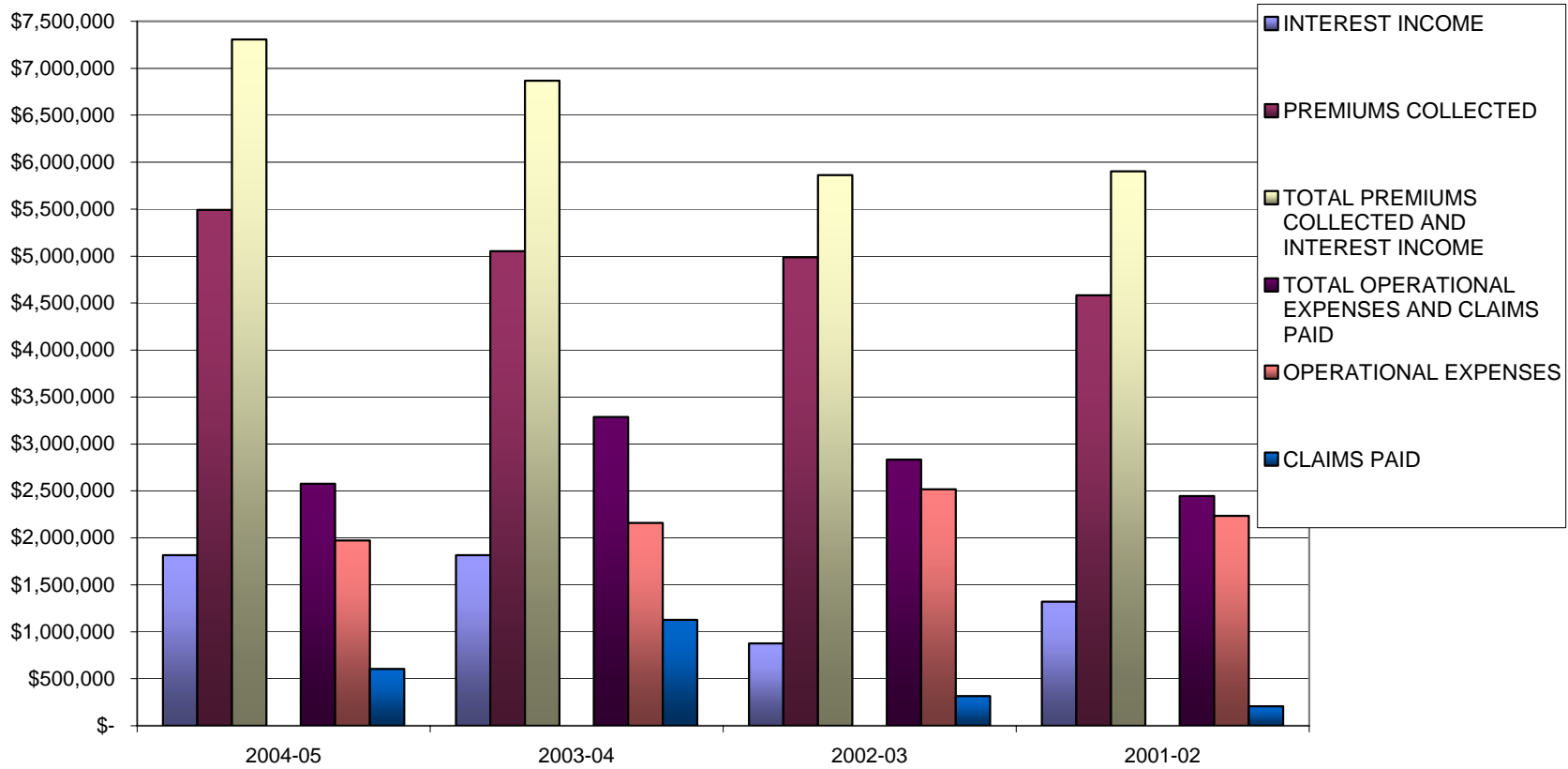
**2002-03 FISCAL YEAR EXPENSES**



**2001-02 FISCAL YEAR EXPENSES**



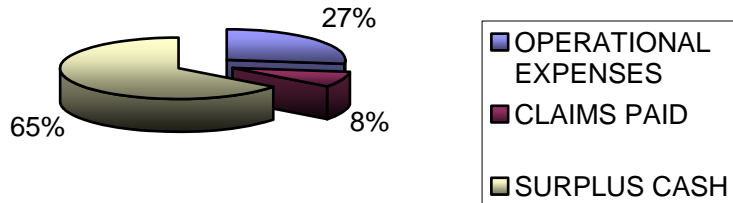
**DEPARTMENT OF ENVIRONMENTAL PROTECTION  
 COAL AND CLAY MINE SUBSIDENCE INSURANCE FUND  
 COMPARISON OF CLAIMS PAID & OPERATIONAL EXPENSE VS PREMIUMS COLLECTED AND  
 INTEREST EARNED**



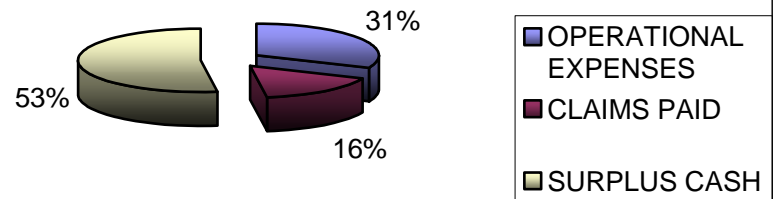
PREPARED BY COMPTROLLER'S OFFICE

**DEPARTMENT OF ENVIRONMENTAL PROTECTION  
 COAL AND CLAY MINE SUBSIDENCE INSURANCE FUND  
 USE OF CASH PIE CHARTS**

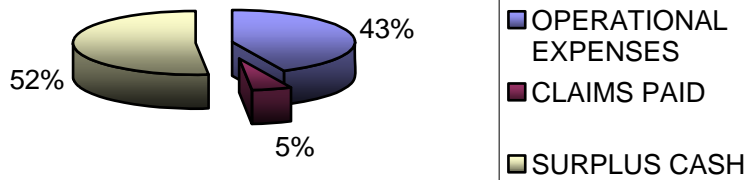
**2004-05 FISCAL YEAR**



**2003-04 FISCAL YEAR**



**2002-03 FISCAL YEAR**



**2001-02 FISCAL YEAR**

