

**FINANCIAL REPORT
PREPARED BY THE COMPTROLLER**

**DEPARTMENT OF ENVIRONMENTAL PROTECTION
COAL AND CLAY MINE SUBSIDENCE INSURANCE FUND
BALANCE SHEET
FOR PERIODS ENDING JUNE 30**

	FY 05 ENDING JUNE 2006	FY 04 ENDING JUNE 2005	FY 03 ENDING JUNE 2004	FY 02 ENDING JUNE 2003
ASSETS				
CASH				
TEMPORARY INVESTMENTS	54,658,859.28	47,644,940.54	43,127,644.40	39,945,615.55
FURNITURE AND EQUIPMENT	51,786.55	77,582.27	83,720.19	103,666.38
LESS ALLOWANCE FOR DEPRECIATION	(10,110.13)	(34,947.87)	(24,955.81)	(55,503.27)
TOTAL ASSETS	\$ 54,700,535.70	\$ 47,687,574.94	\$ 43,186,408.78	\$ 39,993,778.66
LIABILITIES				
VOUCHERS PAYABLE	\$ 163,364.83	\$ 72,844.55	\$ 32,110.05	\$ 41,938.64
LIABILITY FOR OUTSTANDING CLAIMS	609,953.00	706,426.00	847,327.00	733,179.00
UNEARNED PREMIUMS	2,777,666.16	2,435,955.34	2,242,266.06	2,225,581.32
TOTAL LIABILITIES	\$ 3,550,983.99	\$ 3,215,225.89	\$ 3,121,703.11	\$ 3,000,698.96
FUND EQUITY				
UNRESERVED FUND BALANCE	46,034,617.41	38,345,724.27	34,959,147.69	33,211,796.92
RESERVED CURRENT ENCUMBRANCES	148,294.75	82,496.39	185,436.98	544,653.55
RESERVED FOR CATASTROPHIES	4,072,298.07	3,763,750.61	3,489,229.46	3,236,629.23
RESERVED NON-LAPSABLE BALANCES	894,341.48	2,280,377.78	1,430,891.54	0.00
TOTAL FUND EQUITY	\$ 51,149,551.71	\$ 44,472,349.05	\$ 40,064,705.67	\$ 36,993,079.70
TOTAL LIABILITIES AND FUND EQUITY	\$ 54,700,535.70	\$ 47,687,574.94	\$ 43,186,408.78	\$ 39,993,778.66

PREPARED BY COMPTROLLER'S OFFICE

**DEPARTMENT OF ENVIRONMENTAL PROTECTION
COAL AND CLAY MINE SUBSIDENCE INSURANCE FUND
STATEMENT OF CHANGES IN UNRESERVED FUND BALANCE
FOR THE PERIODS ENDING JUNE 30**

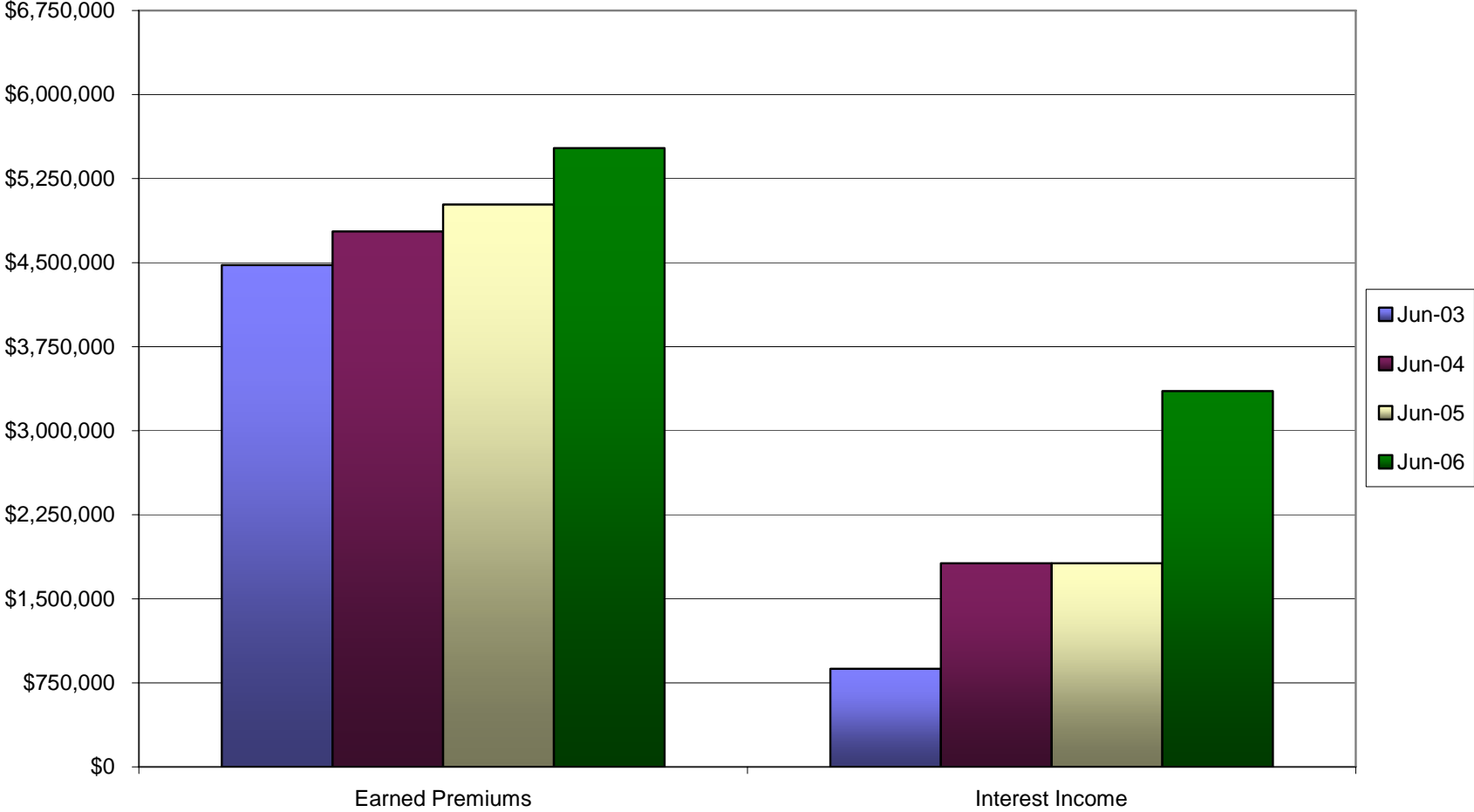
	FY 05 ENDING Jun-06	FY 04 ENDING Jun-05	FY 03 ENDING Jun-04	FY 02 ENDING Jun-03
UNRESERVED FUND BALANCE BEGINNING	\$38,345,724.27	\$34,959,147.69	\$33,211,796.92	\$30,375,641.34
ADD:				
RESERVE FOR OUTSTANDING CLAIMS - JULY 1, XXXX	\$706,426.00	\$847,327.00	\$733,179.00	\$681,068.00
PRIOR YEAR LAPSES	2,285,605.98	1,349,136.46	193,389.16	602,089.09
EARNED PREMIUMS	5,520,254.97	5,018,577.49	4,780,180.63	4,476,937.71
INTEREST INCOME	3,352,804.74	1,816,456.54	1,815,775.52	875,036.06
MISCELLANEOUS INCOME			13.32	32.76
TOTAL FUNDS AVAILABLE	\$50,210,815.96	\$43,990,645.18	\$40,734,334.55	\$37,010,804.96
LESS:				
CLAIMS PAID	\$494,449.50	\$604,178.74	\$1,126,212.38	\$317,128.95
ADMINISTRATIVE EXPENSES	1,881,931.32	1,583,470.04	1,808,099.47	1,834,256.68
(1) INTERFUND DISBURSEMENTS	91,906.15	338,677.00	339,516.00	329,628.00
(2) DEPRECIATION EXPENSE	14,286.76	16,129.98	13,241.73	16,872.56
PREMIUM REFUNDS	41,035.59	33,164.98	24,461.76	23,289.30
CURRENT COMMITMENTS	148,294.75	82,496.39	185,436.98	544,653.55
RESERVED NON-LAPSABLE BALANCES	894,341.48	2,280,377.78	1,430,891.54	
RESERVE FOR OUTSTANDING CLAIMS - JUNE 30, XXXX	609,953.00	706,426.00	847,327.00	733,179.00
TOTAL EXPENSES/COMMITMENTS & RESERVE	\$4,176,198.55	\$5,644,920.91	\$5,775,186.86	\$3,799,008.04
UNRESERVED FUND BALANCE ENDING	<u>\$46,034,617.41</u>	<u>\$38,345,724.27</u>	<u>\$34,959,147.69</u>	<u>\$33,211,796.92</u>

(1) Interfund Disbursements reimburse the Department's General Fund for computer services utilized.

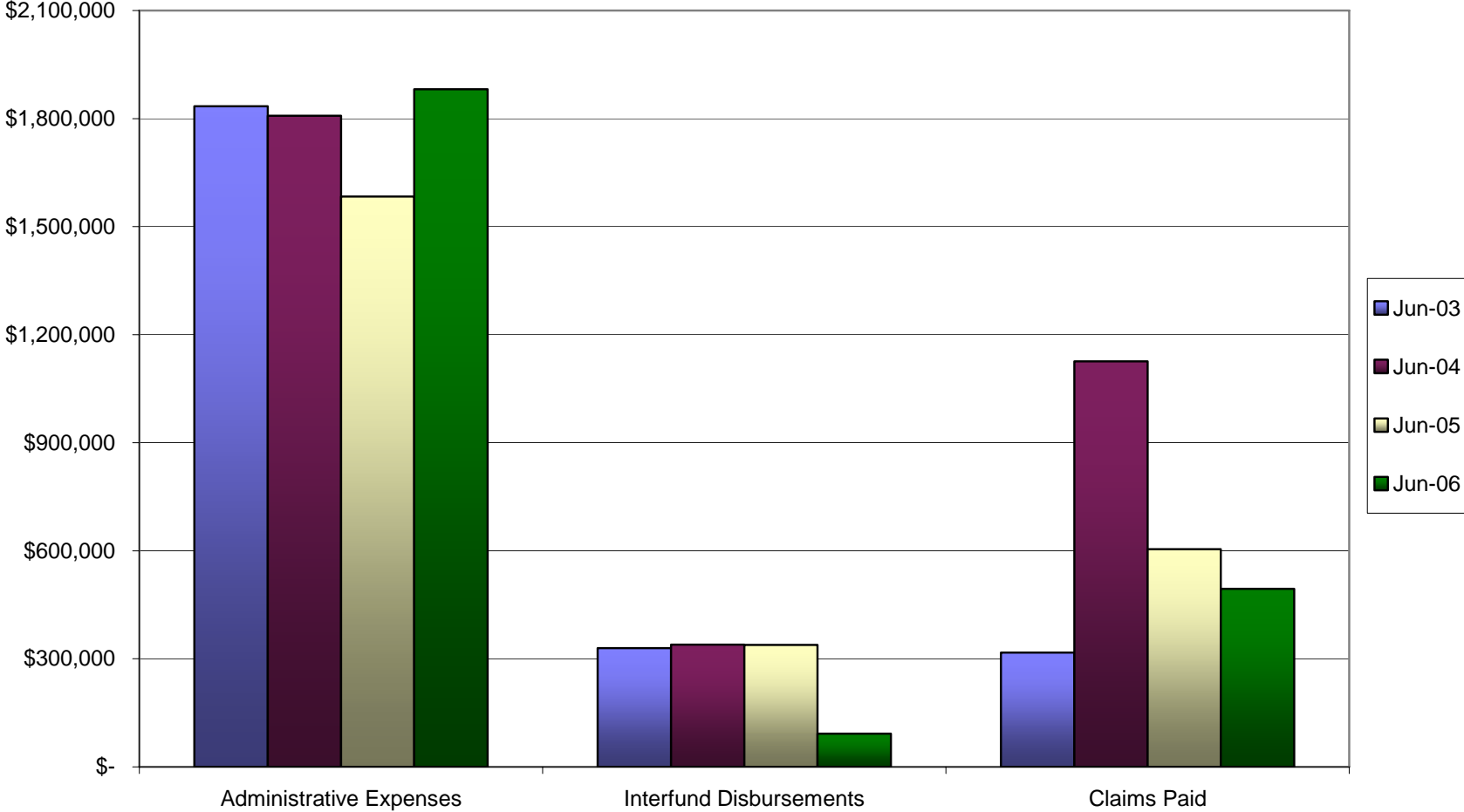
(2) Depreciation method utilized is straight line for five years.

PREPARED BY COMPTROLLER'S OFFICE

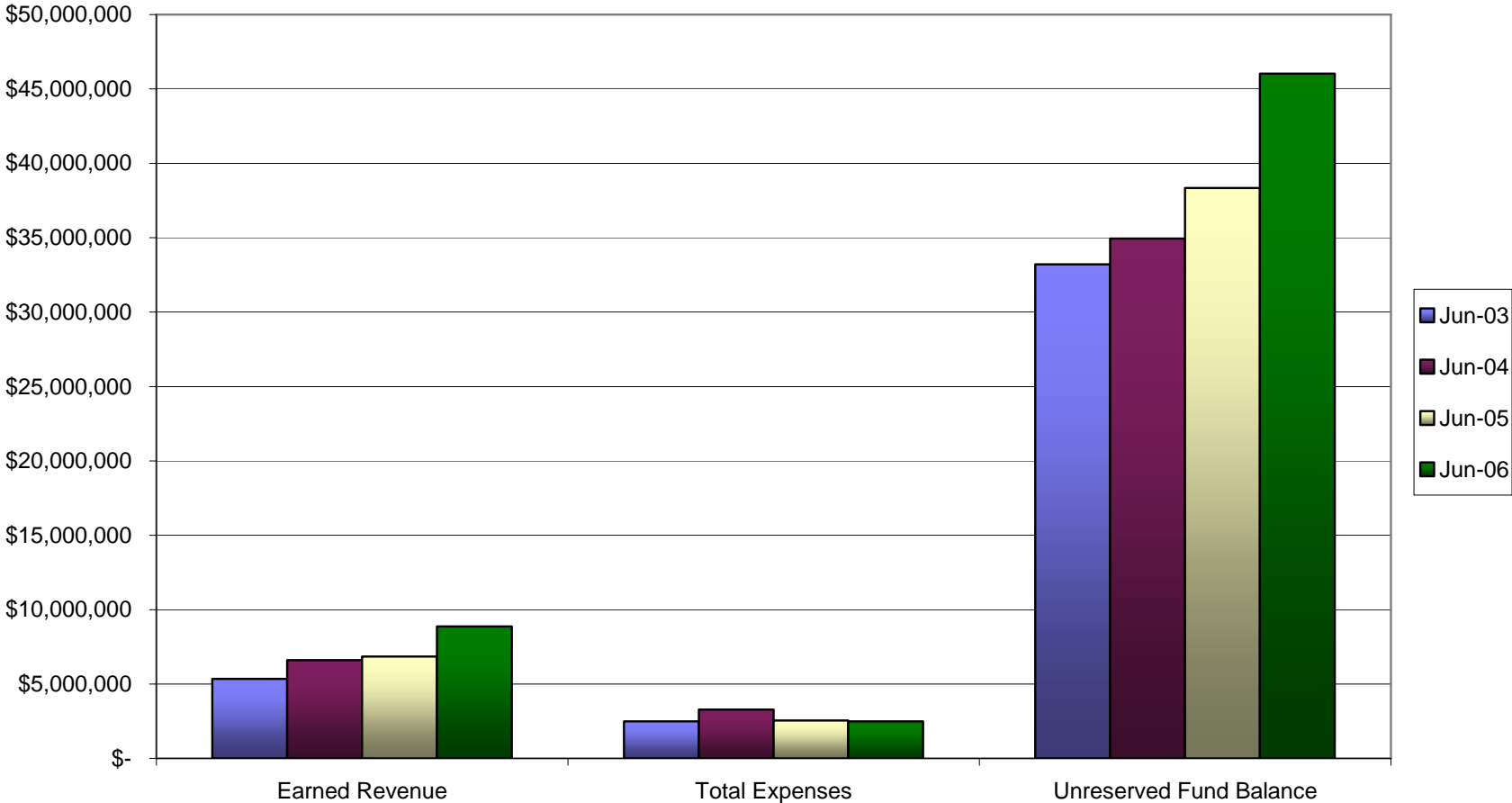
**DEPARTMENT OF ENVIRONMENTAL PROTECTION
COAL AND CLAY MINE SUBSIDENCE INSURANCE FUND
EARNED REVENUE COMPARISON BY YEAR**



**DEPARTMENT OF ENVIRONMENTAL PROTECTION
COAL AND CLAY MINE SUBSIDENCE INSURANCE FUND
EXPENSE COMPARISON BY YEAR**



**DEPARTMENT OF ENVIRONMENTAL PROTECTION
 COAL AND CLAY MINE SUBSIDENCE INSURANCE FUND
 EARNED REVENUE, TOTAL EXPENSES AND UNRESERVED FUND BALANCE COMPARISON
 BY YEAR**



DEPARTMENT OF ENVIRONMENTAL PROTECTION
 COAL AND CLAY MINE SUBSIDENCE INSURANCE FUND
 STATEMENT OF CASH FLOWS
 FOR FISCAL YEARS 02-03 THROUGH 05-06

	05 FY ENDING JUNE 2006	04 FY ENDING JUNE 2005	03 FY ENDING JUNE 2004	02 FY ENDING JUNE 2003
CASH & INVESTMENTS - JULY 1, XXXX	\$ 47,644,940.54	\$ 43,127,644.40	\$ 39,945,615.55	\$ 36,656,902.93
SOURCES OF CASH				
PREMIUMS COLLECTED	\$ 6,170,948.85	\$ 5,490,422.99	\$ 5,052,004.47	\$ 4,987,592.58
INTEREST INCOME	3,352,804.74	1,816,456.54	1,815,775.52	875,036.06
MISCELLANEOUS INCOME	0.00	0.00	13.32	32.76
TOTAL SOURCES OF CASH	\$ 9,523,753.59	\$ 7,306,879.53	\$ 6,867,793.31	\$ 5,862,661.40
USES OF CASH				
EXPENSES PRIOR FY APPROPRIATIONS	\$ 77,268.19	\$ 267,192.06	\$ 351,264.39	\$ 56,352.71
EXPENSES CURRENT FY APPROPRIATIONS	2,523,086.94	2,563,126.33	3,324,671.48	2,517,187.06
CHANGE IN VOUCHER PAYABLE	(90,520.28)	(40,735.00)	9,828.59	409.01
TOTAL USES OF CASH	\$ 2,509,834.85	\$ 2,789,583.39	\$ 3,685,764.46	\$ 2,573,948.78
NET CHANGE IN CASH	\$ 7,013,918.74	\$ 4,517,296.14	\$ 3,182,028.85	\$ 3,288,712.62
CASH & INVESTMENTS - JUNE 30, XXXX	<u>\$ 54,658,859.28</u>	<u>\$ 47,644,940.54</u>	<u>\$ 43,127,644.40</u>	<u>\$ 39,945,615.55</u>
CASH & INVESTMENTS PER TREASURY DEPARTMENT	\$ 54,658,859.28	\$ 47,644,940.54	\$ 43,127,644.40	\$ 39,945,615.55

PREPARED BY COMPTROLLER'S OFFICE

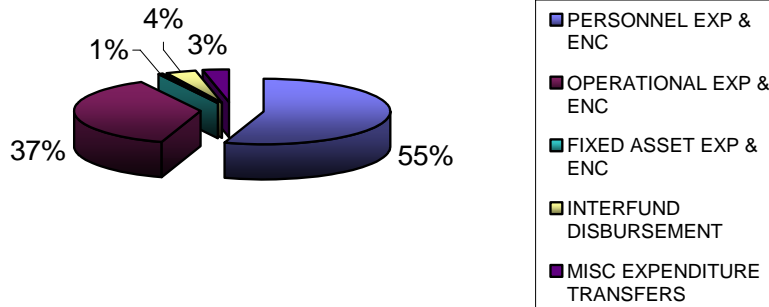
**DEPARTMENT OF ENVIRONMENTAL PROTECTION
COAL AND CLAY MINE SUBSIDENCE INSURANCE FUND
ALLOCATION AND USE OF FUNDS**

	FY 2005	FY 2004	FY 2003	FY 2002
<u>FUNDS ALLOCATED</u>				
PERSONNEL	\$ 1,873,050.00	\$ 1,765,000.00	\$ 1,822,000.00	\$ 1,668,000.00
OPERATIONAL	976,450.00	811,000.00	656,383.00	827,000.00
FIXED ASSETS	31,500.00	75,000.00	95,052.46	110,000.00
INTERFUND DISBURSEMENTS	350,000.00	350,000.00	350,000.00	366,000.00
MISC EXPENDITURE TRANSFERS	-	-	-	-
TOTAL	\$ 3,231,000.00	3,001,000.00	2,923,435.46	2,971,000.00
<u>FUNDS USED</u>				
PERSONNEL EXP & ENC	1,274,127.10	1,280,482.56	1,350,304.28	1,470,259.24
OPERATIONAL EXP & ENC	855,745.85	529,366.90	634,437.63	482,142.60
FIXED ASSET EXP & ENC	13,328.78	-	15,073.00	11,420.00
INTERFUND DISBURSEMENT	91,906.15	338,677.00	339,516.00	351,186.66
MISC EXPENDITURE TRANSFERS	(77,148.87)	(61,441.36)	-	-
TOTAL	\$ 2,157,959.01	2,087,085.10	2,339,330.91	2,315,008.50
<u>FUNDS LAPSED</u>				
PERSONNEL	598,922.90	484,517.44	471,695.72	127,913.06
OPERATIONAL	190,181.11	281,633.10	21,945.37	281,922.43
FIXED ASSET	18,171.22	75,000.00	79,979.46	98,580.00
INTERFUND DISBURSEMENTS	258,093.85	11,323.00	10,484.00	6,372.00
MISC EXPENDITURE TRANSFERS	7,671.91	61,441.36	-	-
TOTAL	\$ 1,073,040.99	\$ 913,914.90	\$ 584,104.55	\$ 514,787.49

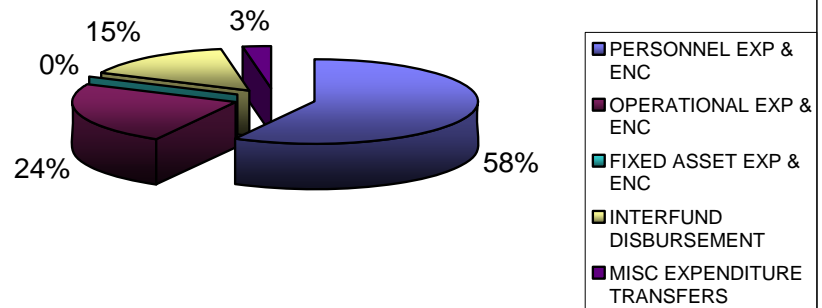
PREPARED BY COMPTROLLER'S OFFICE

**DEPARTMENT OF ENVIRONMENTAL PROTECTION
COAL AND CLAY MINE SUBSIDENCE INSURANCE FUND
EXPENSE COMPARISON PIE CHARTS**

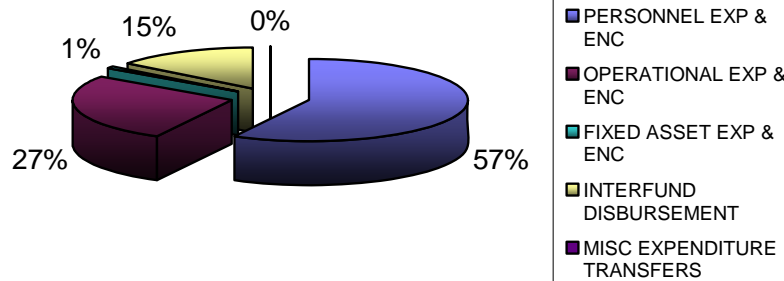
2005-06 FISCAL YEAR EXPENSES



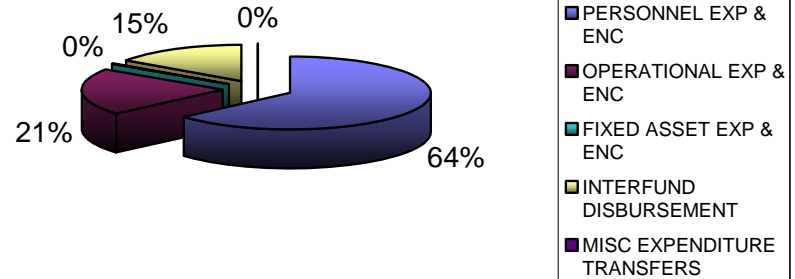
2004-05 FISCAL YEAR EXPENSES



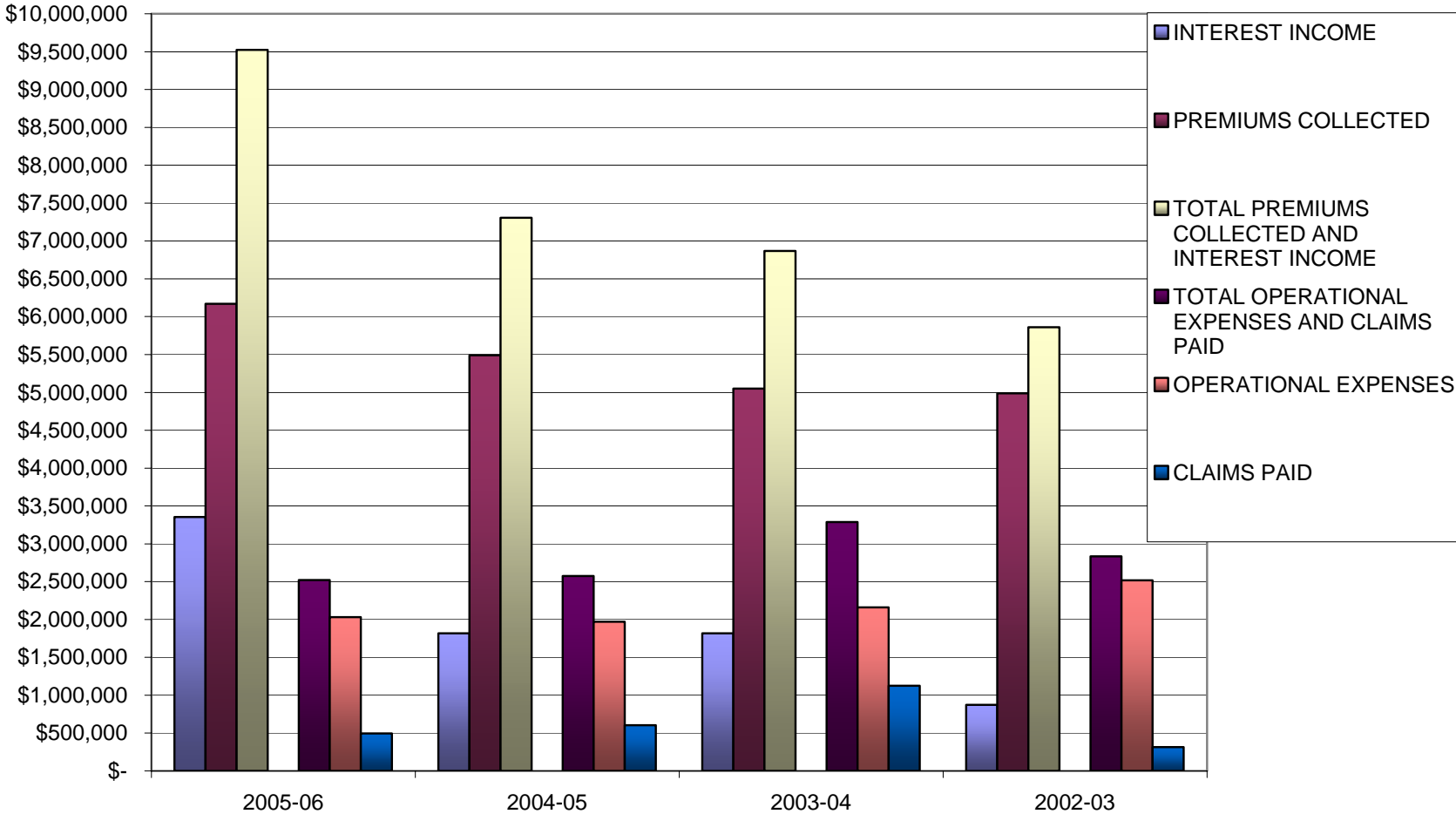
2003-04 FISCAL YEAR EXPENSES



2002-03 FISCAL YEAR EXPENSES



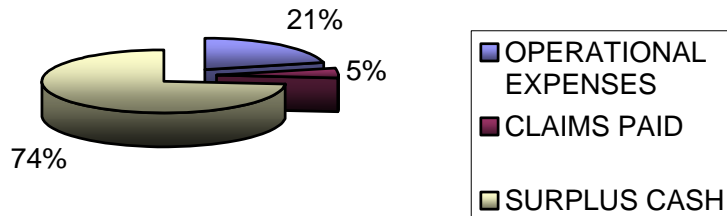
**DEPARTMENT OF ENVIRONMENTAL PROTECTION
 COAL AND CLAY MINE SUBSIDENCE INSURANCE FUND
 COMPARISON OF CLAIMS PAID & OPERATIONAL EXPENSE VS PREMIUMS COLLECTED
 AND INTEREST EARNED**



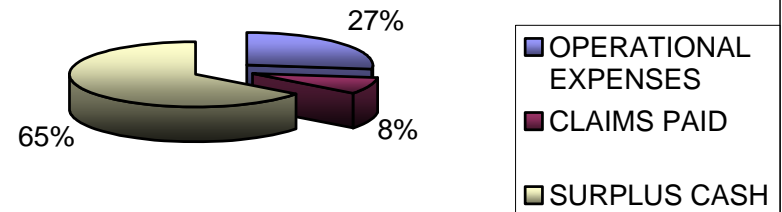
PREPARED BY COMPTROLLER'S OFFICE

**DEPARTMENT OF ENVIRONMENTAL PROTECTION
COAL AND CLAY MINE SUBSIDENCE INSURANCE FUND
USE OF CASH PIE CHARTS**

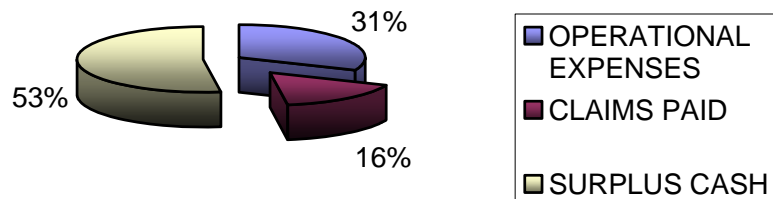
2005-06 FISCAL YEAR



2004-05 FISCAL YEAR



2003-04 FISCAL YEAR



2002-03 FISCAL YEAR

