

**FINANCIAL REPORT
PREPARED BY THE COMPTROLLER**

**DEPARTMENT OF ENVIRONMENTAL PROTECTION
COAL AND CLAY MINE SUBSIDENCE INSURANCE FUND
BALANCE SHEET
FOR PERIODS ENDING JUNE 30**

	FY 06 ENDING JUNE 2007	FY 05 ENDING JUNE 2006	FY 04 ENDING JUNE 2005	FY 03 ENDING JUNE 2004
ASSETS				
CASH				
TEMPORARY INVESTMENTS	61,770,791.70	54,658,859.28	47,644,940.54	43,127,644.40
FURNITURE AND EQUIPMENT	67,992.07	51,786.55	77,582.27	83,720.19
LESS ALLOWANCE FOR DEPRECIATION	(20,467.25)	(10,110.13)	(34,947.87)	(24,955.81)
TOTAL ASSETS	\$ 61,818,316.52	\$ 54,700,535.70	\$ 47,687,574.94	\$ 43,186,408.78
LIABILITIES				
VOUCHERS PAYABLE	\$ 300,378.82	\$ 163,364.83	\$ 72,844.55	\$ 32,110.05
LIABILITY FOR OUTSTANDING CLAIMS	1,002,398.00	609,953.00	706,426.00	847,327.00
UNEARNED PREMIUMS	2,951,496.36	2,777,666.16	2,435,955.34	2,242,266.06
TOTAL LIABILITIES	\$ 4,254,273.18	\$ 3,550,983.99	\$ 3,215,225.89	\$ 3,121,703.11
FUND EQUITY				
UNRESERVED FUND BALANCE	50,985,506.54	46,034,617.41	38,345,724.27	34,959,147.69
RESERVED CURRENT ENCUMBRANCES	183,844.04	148,294.75	82,496.39	185,436.98
RESERVED FOR CATASTROPHIES	4,400,645.25	4,072,298.07	3,763,750.61	3,489,229.46
RESERVED NON-LAPSABLE BALANCES	1,994,047.31	894,341.48	2,280,377.78	1,430,891.54
TOTAL FUND EQUITY	\$ 57,564,043.14	\$ 51,149,551.71	\$ 44,472,349.05	\$ 40,064,705.67
TOTAL LIABILITIES AND FUND EQUITY	\$ 61,818,316.32	\$ 54,700,535.70	\$ 47,687,574.94	\$ 43,186,408.78

PREPARED BY COMPTROLLER'S OFFICE

**DEPARTMENT OF ENVIRONMENTAL PROTECTION
COAL AND CLAY MINE SUBSIDENCE INSURANCE FUND
STATEMENT OF CHANGES IN UNRESERVED FUND BALANCE
FOR THE PERIODS ENDING JUNE 30**

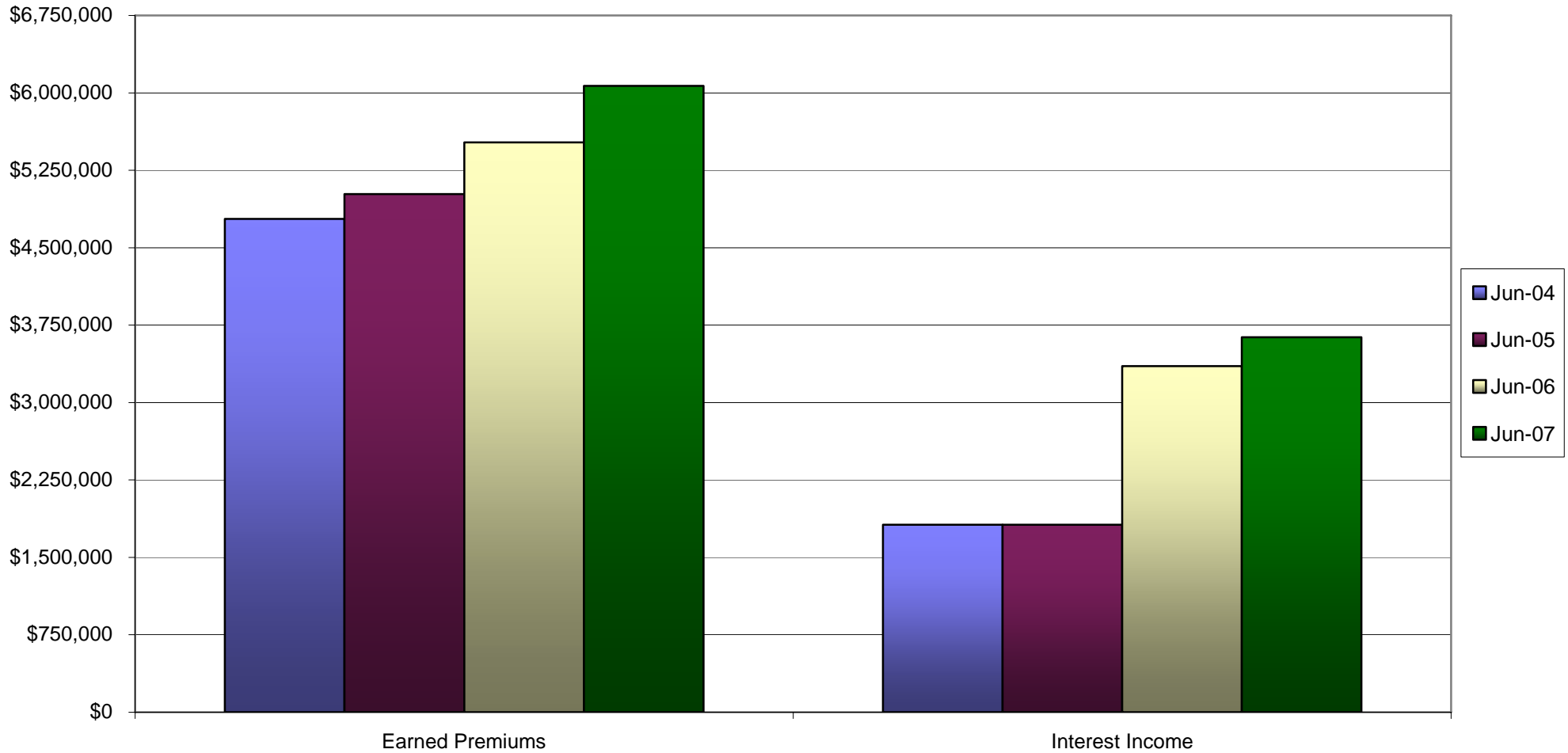
	FY 06 ENDING Jun-07	FY 05 ENDING Jun-06	FY 04 ENDING Jun-05	FY 03 ENDING Jun-04
UNRESERVED FUND BALANCE BEGINNING	\$46,034,617.41	\$38,345,724.27	\$34,959,147.69	\$33,211,796.92
ADD:				
RESERVE FOR OUTSTANDING CLAIMS - JULY 1, XXXX	\$609,953.00	\$706,426.00	\$847,327.00	\$733,179.00
PRIOR YEAR LAPSES	991,228.38	2,285,605.98	1,349,136.46	193,389.16
EARNED PREMIUMS	6,066,415.75	5,520,254.97	5,018,577.49	4,780,180.63
INTEREST INCOME	3,632,756.99	3,352,804.74	1,816,456.54	1,815,775.52
MISCELLANEOUS INCOME	0.00	0.00	0.00	13.32
TOTAL FUNDS AVAILABLE	\$57,334,971.53	\$50,210,815.96	\$43,990,645.18	\$40,734,334.55
LESS:				
CLAIMS PAID	\$831,901.54	\$494,449.50	\$604,178.74	\$1,126,212.38
ADMINISTRATIVE EXPENSES	2,208,894.43	1,881,931.32	1,583,470.04	1,808,099.47
(1) INTERFUND DISBURSEMENTS	79,451.40	91,906.15	338,677.00	339,516.00
(2) DEPRECIATION EXPENSE	10,357.32	14,286.76	16,129.98	13,241.73
PREMIUM REFUNDS	38,570.95	41,035.59	33,164.98	24,461.76
CURRENT COMMITMENTS	183,844.04	148,294.75	82,496.39	185,436.98
RESERVED NON-LAPSABLE BALANCES	1,994,047.31	894,341.48	2,280,377.78	1,430,891.54
RESERVE FOR OUTSTANDING CLAIMS - JUNE 30, XXXX	1,002,398.00	609,953.00	706,426.00	847,327.00
TOTAL EXPENSES/COMMITMENTS & RESERVE	\$6,349,464.99	\$4,176,198.55	\$5,644,920.91	\$5,775,186.86
UNRESERVED FUND BALANCE ENDING	<u>\$50,985,506.54</u>	<u>\$46,034,617.41</u>	<u>\$38,345,724.27</u>	<u>\$34,959,147.69</u>

(1) Interfund Disbursements reimburse the Department's General Fund for computer services utilized.

(2) Depreciation method utilized is straight line for five years.

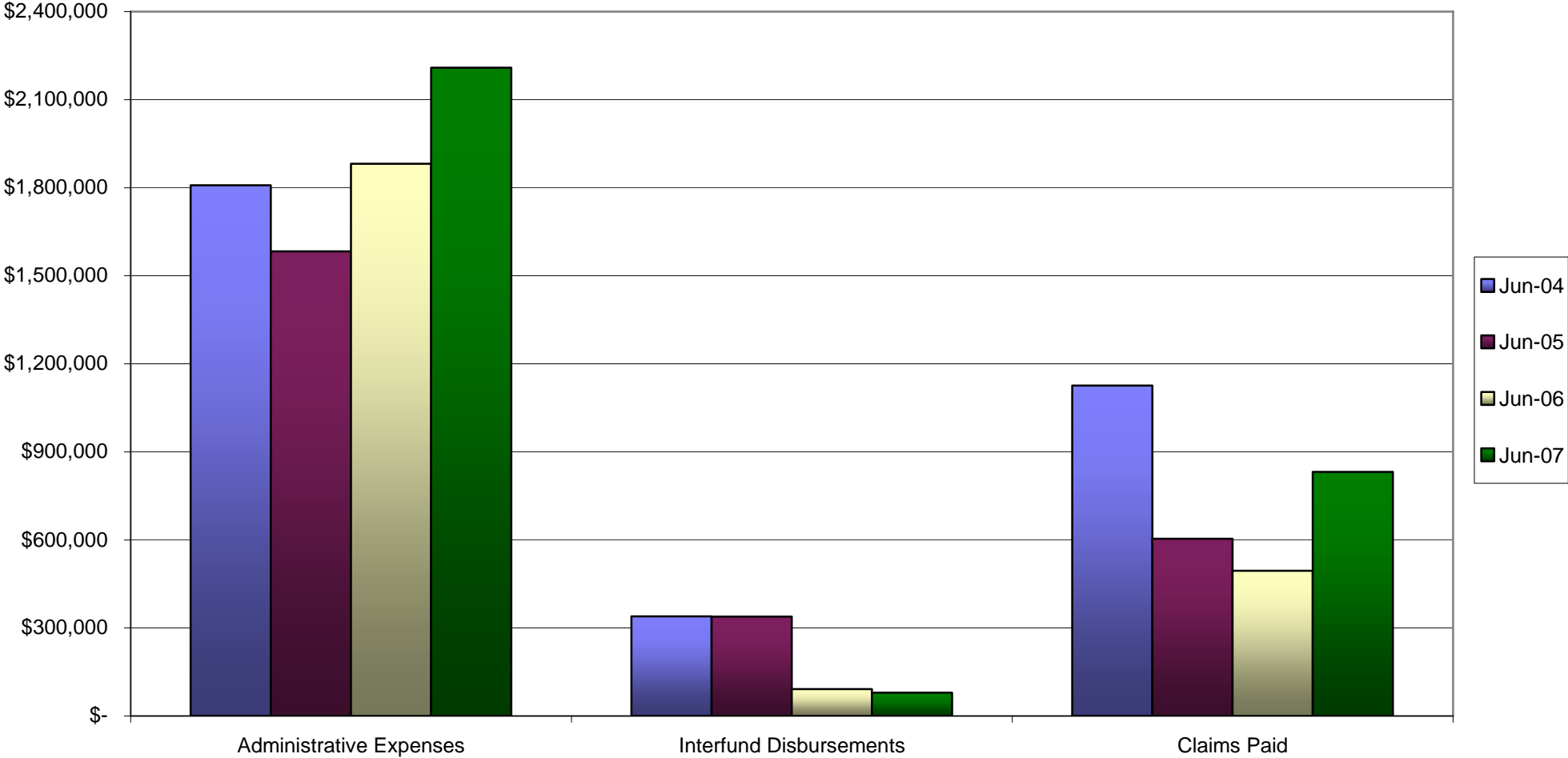
PREPARED BY COMPTROLLER'S OFFICE

**DEPARTMENT OF ENVIRONMENTAL PROTECTION
COAL AND CLAY MINE SUBSIDENCE INSURANCE FUND
EARNED REVENUE COMPARISON BY YEAR**



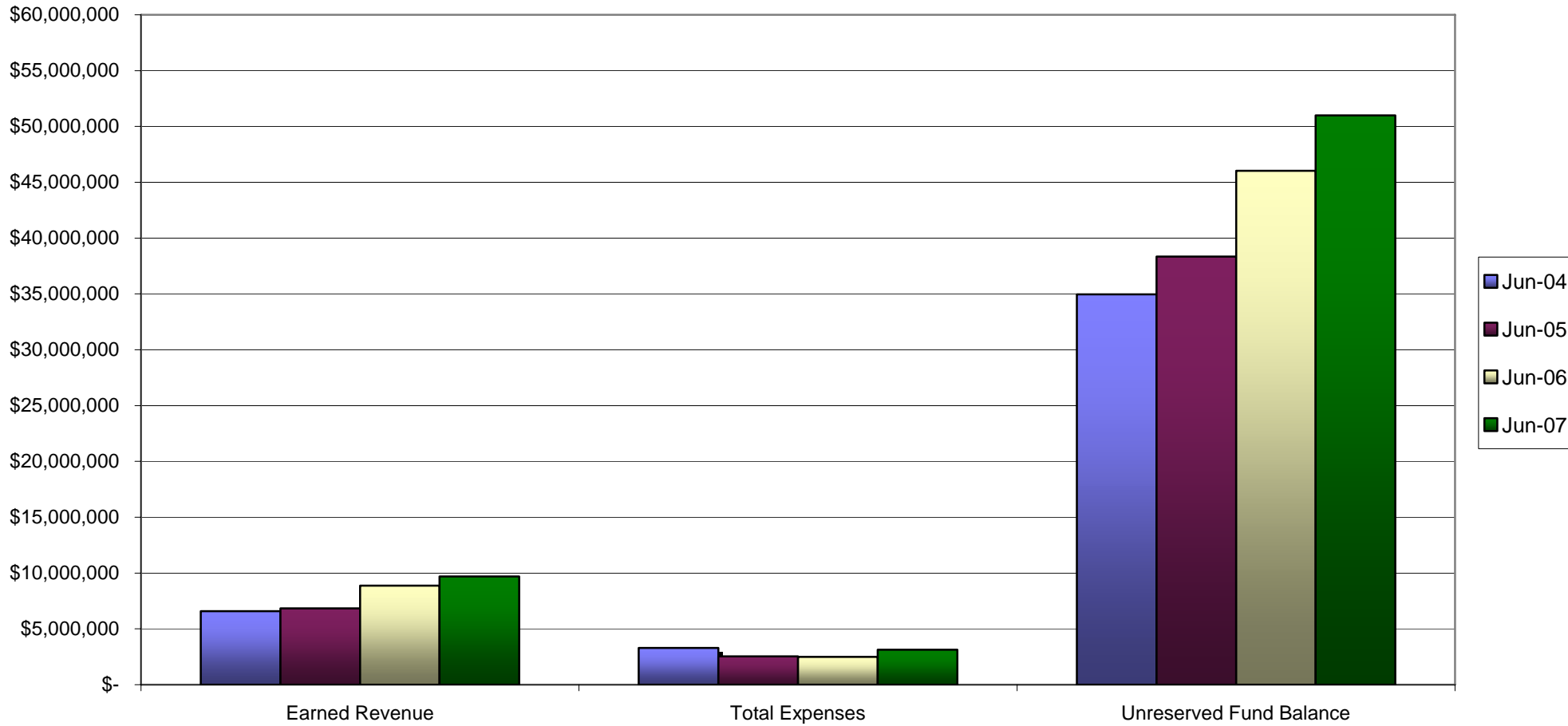
PREPARED BY COMPTROLLER'S OFFICE

**DEPARTMENT OF ENVIRONMENTAL PROTECTION
COAL AND CLAY MINE SUBSIDENCE INSURANCE FUND
EXPENSE COMPARISON BY YEAR**



PREPARED BY COMPTROLLER'S OFFICE

**DEPARTMENT OF ENVIRONMENTAL PROTECTION
 COAL AND CLAY MINE SUBSIDENCE INSURANCE FUND
 EARNED REVENUE, TOTAL EXPENSES AND UNRESERVED FUND BALANCE COMPARISON BY YEAR**



PREPARED BY COMPTROLLER'S OFFICE

DEPARTMENT OF ENVIRONMENTAL PROTECTION
 COAL AND CLAY MINE SUBSIDENCE INSURANCE FUND
 STATEMENT OF CASH FLOWS
 FOR FISCAL YEARS 03-04 THROUGH 06-07

	06 FY ENDING JUNE 2007	05 FY ENDING JUNE 2006	04 FY ENDING JUNE 2005	03 FY ENDING JUNE 2004
CASH & INVESTMENTS - JULY 1, XXXX	\$ 54,658,859.28	\$ 47,644,940.54	\$ 43,127,644.40	\$ 39,945,615.55
SOURCES OF CASH				
PREMIUMS COLLECTED	\$ 6,566,943.46	\$ 6,170,948.85	\$ 5,490,422.99	\$ 5,052,004.47
INTEREST INCOME	3,632,756.99	3,352,804.74	1,816,456.54	1,815,775.52
MISCELLANEOUS INCOME	0.00	0.00	0.00	13.32
TOTAL SOURCES OF CASH	\$ 10,199,700.45	\$ 9,523,753.59	\$ 7,306,879.53	\$ 6,867,793.31
USES OF CASH				
EXPENSES PRIOR FY APPROPRIATIONS	\$ 51,407.85	\$ 77,268.19	\$ 267,192.06	\$ 351,264.39
EXPENSES CURRENT FY APPROPRIATIONS	3,173,374.17	2,523,086.94	2,563,126.33	3,324,671.48
CHANGE IN VOUCHER PAYABLE	(137,013.99)	(90,520.28)	(40,735.00)	9,828.59
TOTAL USES OF CASH	\$ 3,087,768.03	\$ 2,509,834.85	\$ 2,789,583.39	\$ 3,685,764.46
NET CHANGE IN CASH	\$ 7,111,932.42	\$ 7,013,918.74	\$ 4,517,296.14	\$ 3,182,028.85
CASH & INVESTMENTS - JUNE 30, XXXX	\$ 61,770,791.70	\$ 54,658,859.28	\$ 47,644,940.54	\$ 43,127,644.40
CASH & INVESTMENTS PER TREASURY DEPARTMENT	\$ 61,770,791.70	\$ 54,658,859.28	\$ 47,644,940.54	\$ 43,127,644.40

PREPARED BY COMPTROLLER'S OFFICE

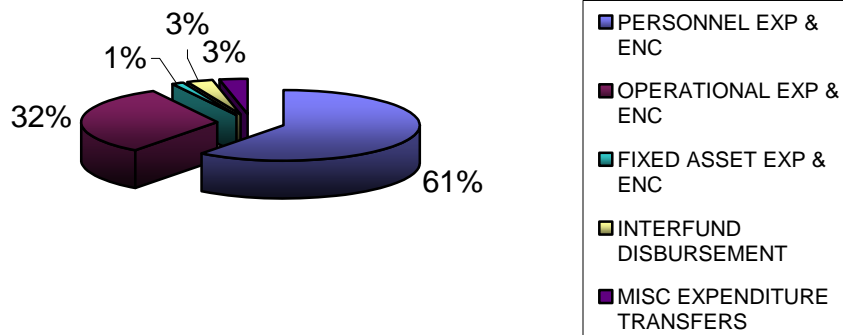
**DEPARTMENT OF ENVIRONMENTAL PROTECTION
COAL AND CLAY MINE SUBSIDENCE INSURANCE FUND
ALLOCATION AND USE OF FUNDS**

	FY 2006	FY 2005	FY 2004	FY 2003
<u>FUNDS ALLOCATED</u>				
PERSONNEL	\$ 1,955,095.00	\$ 1,873,050.00	\$ 1,765,000.00	\$ 1,822,000.00
OPERATIONAL	1,010,905.00	976,450.00	811,000.00	656,383.00
FIXED ASSETS	53,000.00	31,500.00	75,000.00	95,052.46
INTERFUND DISBURSEMENTS	350,000.00	350,000.00	350,000.00	350,000.00
MISC EXPENDITURE TRANSFERS	-	-	-	-
TOTAL	\$ 3,369,000.00	3,231,000.00	3,001,000.00	2,923,435.46
<u>FUNDS USED</u>				
PERSONNEL EXP & ENC	1,633,192.05	1,274,127.10	1,280,482.56	1,350,304.28
OPERATIONAL EXP & ENC	867,334.39	855,745.85	529,366.90	634,437.63
FIXED ASSET EXP & ENC	35,265.52	13,328.78	-	15,073.00
INTERFUND DISBURSEMENT	79,451.40	91,906.15	338,677.00	339,516.00
MISC EXPENDITURE TRANSFERS	(93,587.35)	(77,148.87)	(61,441.36)	-
TOTAL	\$ 2,521,656.01	2,157,959.01	2,087,085.10	2,339,330.91
<u>FUNDS LAPSED</u>				
PERSONNEL	321,902.95	598,922.90	484,517.44	471,695.72
OPERATIONAL	143,570.61	190,181.11	281,633.10	21,945.37
FIXED ASSET	17,734.48	18,171.22	75,000.00	79,979.46
INTERFUND DISBURSEMENTS	270,548.60	258,093.85	11,323.00	10,484.00
MISC EXPENDITURE TRANSFERS	93,587.35	7,671.91	61,441.36	-
TOTAL	\$ 847,343.99	\$ 1,073,040.99	\$ 913,914.90	\$ 584,104.55

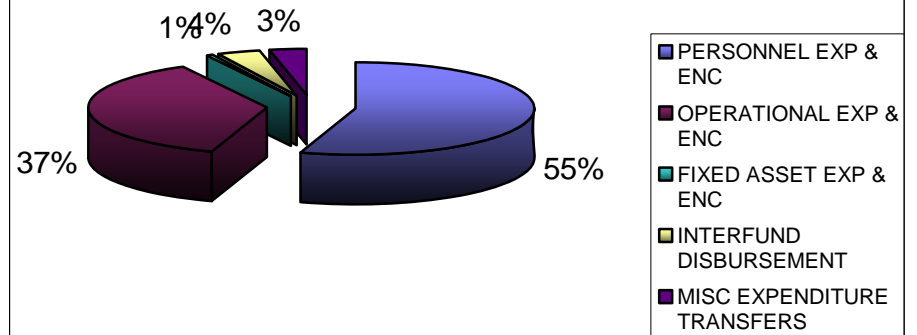
PREPARED BY COMPTROLLER'S OFFICE

**DEPARTMENT OF ENVIRONMENTAL PROTECTION
COAL AND CLAY MINE SUBSIDENCE INSURANCE FUND
EXPENSE COMPARISON PIE CHARTS**

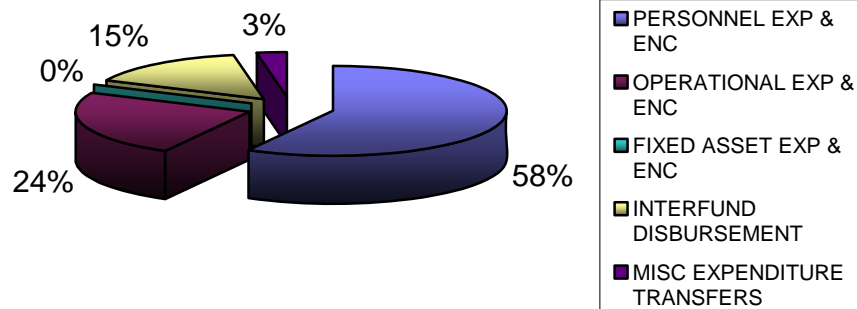
2006-07 FISCAL YEAR EXPENSES



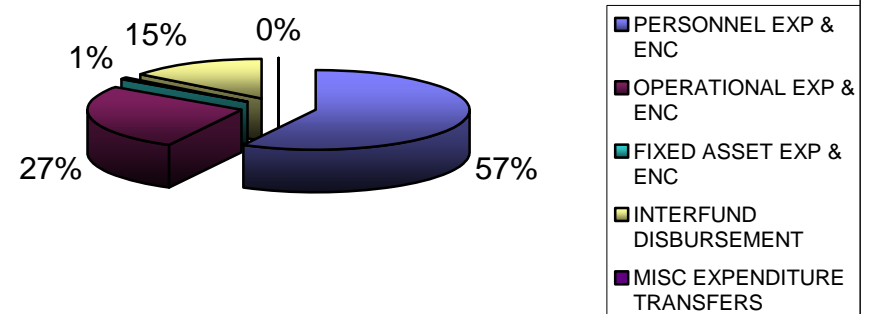
2005-06 FISCAL YEAR EXPENSES



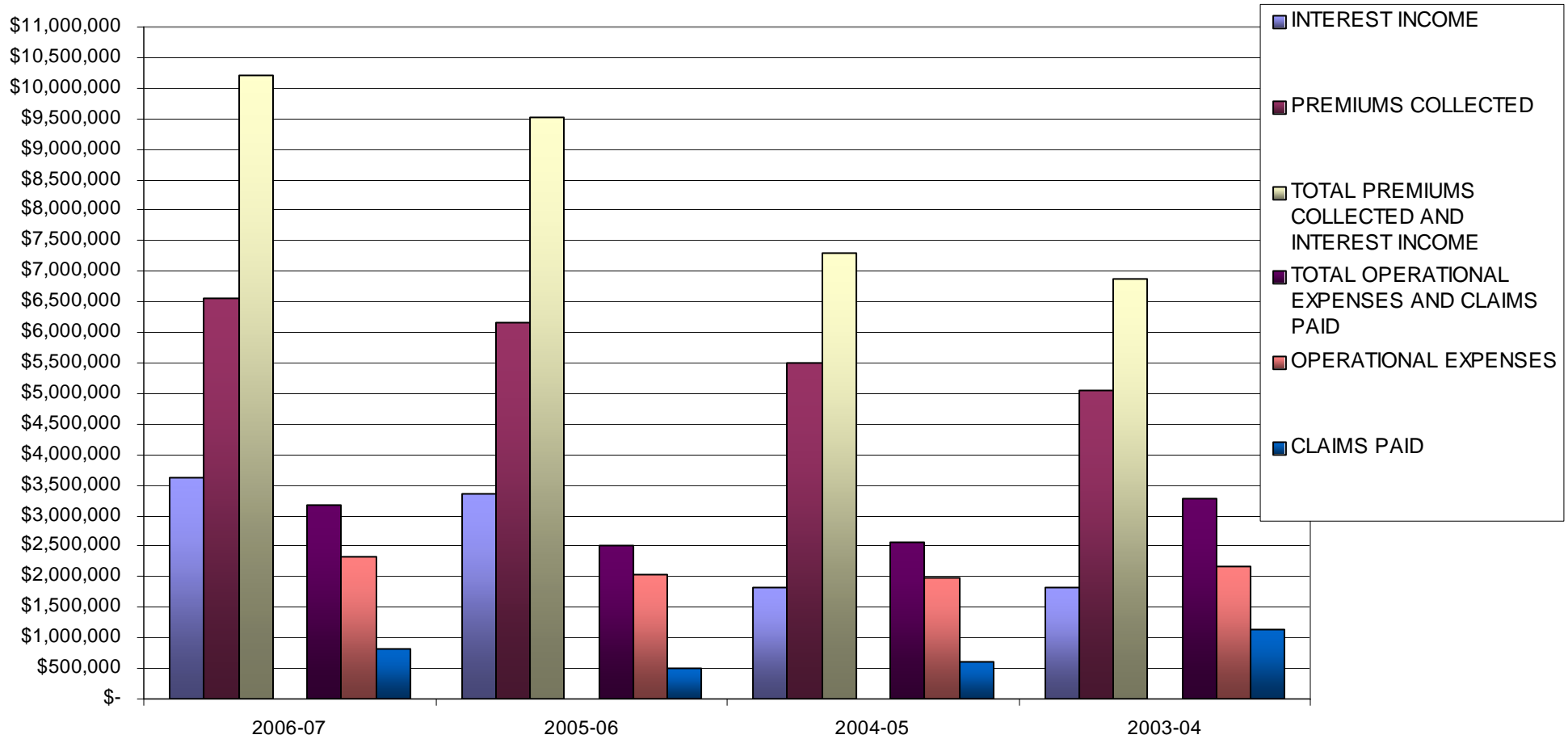
2004-05 FISCAL YEAR EXPENSES



2003-04 FISCAL YEAR EXPENSES



**DEPARTMENT OF ENVIRONMENTAL PROTECTION
 COAL AND CLAY MINE SUBSIDENCE INSURANCE FUND
 COMPARISON OF CLAIMS PAID & OPERATIONAL EXPENSE VS PREMIUMS COLLECTED AND INTEREST
 EARNED**



PREPARED BY COMPTROLLER'S OFFICE

**DEPARTMENT OF ENVIRONMENTAL PROTECTION
COAL AND CLAY MINE SUBSIDENCE INSURANCE FUND
USE OF CASH PIE CHARTS**

